

Problems of maximal mean resistance on the plane

Alexander Plakhov* Paulo Gouveia†

Abstract

A two-dimensional body moves through a rarefied medium; the collisions of the medium particles with the body are absolutely elastic. The body performs both translational and slow rotational motion. It is required to select the body, from a given class of bodies, such that the average force of resistance of the medium to its motion is maximal.

There are presented numerical and analytical results concerning this problem. In particular, the maximum resistance in the class of bodies contained in a convex body K is proved to be 1.5 times resistance of K . The maximum is attained on a sequence of bodies with very complicated boundary. The numerical study was made for somewhat more restricted classes of bodies. The obtained values of resistance are slightly lower, but the boundary of obtained bodies is much simpler, as compared to the analytical solutions.

Mathematics subject classifications: 49K30, 49Q10

Key words and phrases: bodies of maximal resistance, shape optimization, billiards, numerical simulation, Newton-like aerodynamic problem

Running title: Bodies of maximal resistance

*Department of Mathematics, Aveiro University, Aveiro 3810, Portugal

†Techn. and Manag. School, Bragança Polytechnic Institute, 5301 Bragança, Portugal

1 Introduction

Consider a homogeneous medium of point particles at rest in Euclidean space \mathbb{R}^d , and a body moving forward through this medium. The medium is highly rarefied, so that mutual interaction of the particles is neglected. The interaction of the particles with the body is absolutely elastic. It is required to find a shape of the body that minimizes or maximizes resistance of the medium to its motion.

When thinking of this kind of problems, one can have in mind an artificial satellite of the Earth moving on a relatively low (say, $100 \div 200$ km) orbit; one has to *minimize* resistance of the rest of atmosphere, or a solar sail; then one has to *maximize* the pressure of the flux of solar photons on the sail.

In order to specify the problem, one has to describe the body's motion as well as to define the class of admissible bodies. In classes of *convex* bodies with *translational* motion, the minimization problem has been extensively studied. Newton [1] obtained the solution in the class of (three-dimensional) convex *axially symmetric* bodies of fixed length and width. Since 1993, there have been obtained many interesting results in classes of convex *non-symmetric* bodies [2]-[10].

Note that resistance can be written in the form $R[f] = \iint_D (1+|\nabla f|^2)^{-1} dx dy$, where the function $z = f(x, y)$, $(x, y) \in D$ describes the front part of a convex body. Here the (orthogonal) coordinates are chosen in such a way that the body's velocity equals $(0, 0, 1)$. Thus, the problem amounts to minimization of the functional $R[f]$.

This approach is not valid, as applied to *nonconvex* bodies. (A body is a bounded connected set with piecewise smooth boundary.) The reason is that the above formula is not true if particles can hit the body more than once. In fact, there is no simple analytic formula for resistance in the nonconvex case.

In general it is not easy to calculate resistance even for (nonconvex) bodies with well-behaved boundary; however, usually one can construct a minimizing body or a minimizing sequence of bodies. In the three-dimensional case infimum of resistance is typically equal to zero [11, 12]¹. On the contrary, in the two-dimensional case infimum of resistance is positive and usually can be explicitly found [12]. In higher dimensions, $d > 3$, the answer is the same

¹This result is obtained for classes of bodies of fixed length and width [12] and for classes of bodies containing a bounded set and being contained in its ε -neighborhood [11].

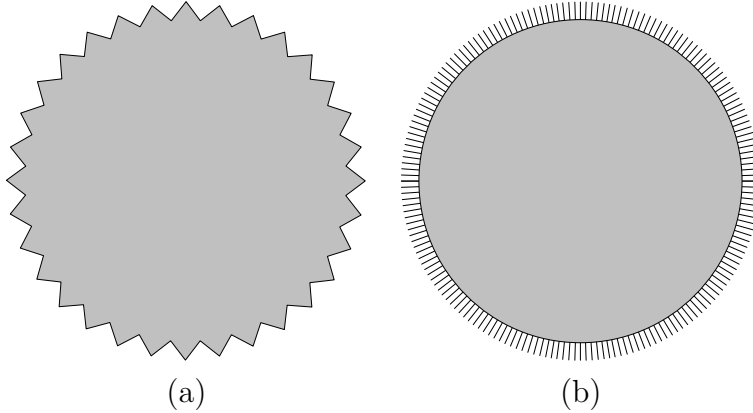
as in the three-dimensional case: infimum of resistance equals zero. Note in passing that the problem of *maximal* resistance admits a very simple solution: the front part of the body's surface should be orthogonal to the direction of motion, or should be composed of pieces orthogonal to this direction.

It is also interesting to consider rotational motion of the body. Imagine an artificial satellite without orientation control; one can expect that in the course of motion, it will perform a (perhaps very slow) rotation. The problem of *minimal mean resistance* for non-convex *rotating* bodies in two dimensions was considered in [13]; it was proved that the gain in resistance, as compared with the convex case, is smaller than 1.22%.

Here we study the problem of *maximal mean resistance* for *rotating* bodies in two dimensions, $d = 2$. This problem is far from being trivial, contrary to the case of purely translational motion. To see it, consider a unit disk on the plane, which is moving forward and at the same time slowly (and uniformly) rotating. Denote the disk by K_1 . "Cut off" a small portion of the disk contained in the ε -neighborhood of ∂K_1 ($\varepsilon \ll 1$); the resulting set B is such that $B \subset K_1 \subset \mathcal{N}_\varepsilon(B)$ (here \mathcal{N}_ε designates ε -neighborhood). The question is: how large can the increase of resistance $\frac{\text{Resistance}(B)}{\text{Resistance}(K_1)}$ be? Some estimates can be made immediately. Firstly, it cannot exceed 1.5. This hypothetical maximal increase is achieved if the velocity of a reflected particle is always opposite to the incidence velocity, $v^+ = -v$; in this case the momentum transmitted by the particle to the body is maximal. Next, if the circumference ∂K_1 is partitioned into several small arcs and each arc is substituted with a pair of legs of a right isosceles triangle contained in K_1 (the resulting body is shown on Fig. (a) below) then resistance increases approximately $\sqrt{2}$ times. More precisely, if the length of each arc is 2ε then the resistance increase is $\sqrt{2} \sin \varepsilon / \varepsilon \approx \sqrt{2}(1 - \varepsilon^2/6)$; for the proof see Appendix 1.

Another example is the body obtained by making deep and narrow rectangular "hollows" on the boundary of K_1 ; see Fig. (b). Put the depth of any hollows to be ε , width ε^2 , and the distance between neighboring hollows, ε^3 . Then approximately one half of the particles incident on a hollow get out with the velocity opposite to the initial one, and the rest of the particles get out with the velocity symmetric to the initial one with respect to the smaller side of the rectangle. Resistance of the body is, approximately, the arithmetic mean of the disk resistance and the (hypothetical) maximal resistance (1.5 times the disk resistance); that is, the resistance increase is $1.25 + o(1)$,

$\varepsilon \rightarrow 0$.



In this paper, the resistance maximization problem is studied
(\tilde{A}) in the class of planar sets of the form $r \leq 1 - \varepsilon f(\theta/\varepsilon)$, $0 < \varepsilon \ll 1$,
 $f \geq 0$ in polar coordinates r , θ and

(\tilde{B}) in the class of sets contained in a fixed two-dimensional convex body.

These problems still have to be rigorously stated; it is made in Section 2, and the corresponding reformulated problems take the names (A) and (B). The restricted problem (A) seemed to be more amenable to numerical study and was examined first. It was not completely solved; nevertheless, we present here some numerical results. We believe that they are of interest, since they allow one to reach values up to 1.446 (which is rather close to the upper bound of resistance) by using relatively simple geometric shapes.

When working on the restricted problem, there was gained experience that eventually allowed one to solve the problem (B). The answer here is 1.5; the corresponding maximizing sets have much more complicated boundary than those used in (A).

The paper is organized as follows. The mathematical formulation of the problems is given in Section 2. The problem (A) is studied numerically in Section 3, and the problem (B) is solved analytically in Section 4. The obtained results are discussed in Conclusions. Finally, some auxiliary formulas related to resistance of zigzag shapes are derived in Appendices 1 and 2.

2 Statement of the problem

Let $B \subset \mathbb{R}^2$ be a bounded connected set with piecewise smooth boundary; consider the billiard in $\mathbb{R}^2 \setminus B$. Consider a billiard particle that initially moves

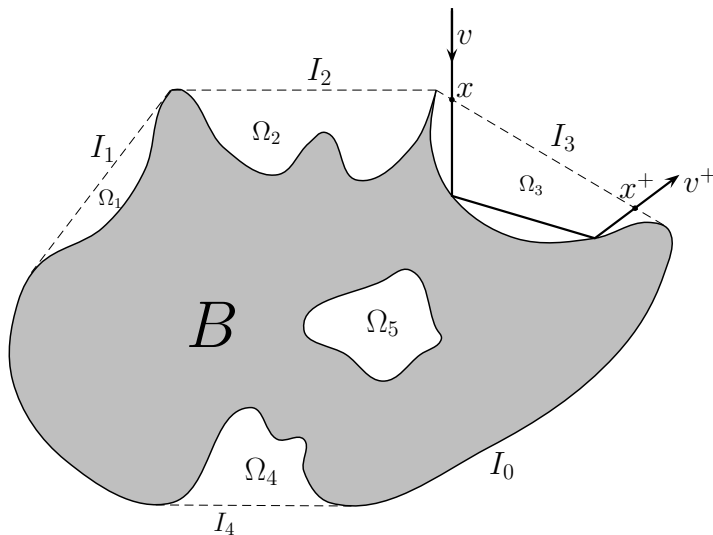
freely, then makes several (at least one) reflections at regular points of ∂B , and finally, moves freely again. Denote by $\text{conv}B$ the convex hull of B .

The trajectory of the particle intersects $\partial(\text{conv}B)$ twice: when getting in the set $\text{conv}B$ and when getting out of it. Note that if the point of first intersection belongs to $I_0 := \partial(\text{conv}B) \cap \partial B$, then the two points of intersection coincide. Introduce the natural parametrization of $\partial(\text{conv}B)$ by the parameter $\xi \in [0, L]$, where $L = |\partial(\text{conv}B)|$ is length of the curve $\partial(\text{conv}B)$.

Let ξ and ξ^+ be the first and second intersection points, and let v and v^+ be the particle velocity at these points, respectively. Denote by $\langle \cdot, \cdot \rangle$ the scalar product. Let n_ξ be the outward unit normal vector to $\partial(\text{conv}B)$ at the point corresponding to ξ . For a vector w such that $\langle w, n_\xi \rangle \geq 0$, let us agree that the angle between n_ξ and w is counted from n_ξ to w clockwise or counterclockwise; in the first case it is positive, and in the second case, negative. Thus, the angle varies in the interval $[-\pi/2, \pi/2]$. Denote by φ and φ^+ the angles the vectors n_ξ and n_{ξ^+} form with $-v$ and v^+ , respectively. (Note that one always has $n_\xi = n_{\xi^+}$.) Thereby, the one-to-one mapping $T_B : (\varphi, \xi) \rightarrow (\varphi^+, \xi^+)$ is determined. It is defined and takes values on a full measure subset of $[-\pi/2, \pi/2] \times [0, L]$. Moreover, the following holds true.

- (i) T_B preserves the measure μ given by $d\mu(\varphi, \xi) = \cos \varphi d\varphi d\xi$;
- (ii) $T_B^{-1} = T_B$.

These relations follow from the measure preserving property and from time-reversibility of billiard dynamics; see [13] for more details.



Suppose now that the center of mass of the body moves forward at the velocity $e_2 = (0, 1)$ and the body rotates around the center of mass with a small angular velocity $\omega \ll 1$. Thus, each individual particle interacts with the body in the same way as if it there were no rotation. Resistance of the medium is a periodic vector-valued function of time, $R_B(t)$, with the period $T = 2\pi/\omega$. In order to derive the formula for the mean value of resistance $\mathcal{R}(B) = \frac{1}{T} \int_0^T R_B(t) dt$, consider a reference system moving forward at the velocity e_2 . In this reference system, the body rotates around a fixed point, and there is a flux of particles of velocity $-e_2$ incident on the body. Each particle transmits to the body a momentum proportional to $v - v^+$, where $v = -e_2 = (0, -1)$ is the initial velocity of the particle, $v^+ = (\sin(\varphi^+ - \varphi), \cos(\varphi^+ - \varphi))$ is its final velocity, $\varphi = \varphi_{0i} + \omega t$, t is the moment of the first intersection of the particle with $\partial(\text{conv}B)$, $\varphi^+ = \varphi_{(B)}^+(\varphi, \xi)$; here ξ means the point of the first intersection of the particle with $\partial(\text{conv}B)$ and $\varphi_{(B)}^+(\varphi, \xi)$ is the first component of the mapping T_B . The mean resistance $\mathcal{R}(B)$ is the sum of all momenta transmitted to the body in a time interval of length T , divided by T , that is,

$$\mathcal{R}(B) = -c \int_{-\pi/2}^{\pi/2} \int_0^L \left(\sin(\varphi_{(B)}^+(\varphi, \xi) - \varphi), 1 + \cos(\varphi_{(B)}^+(\varphi, \xi) - \varphi) \right) d\mu(\varphi, \xi); \quad (1)$$

the ratio c is proportional to the medium density. Later on we shall specify the appropriate value of c simplifying the subsequent formulas.

Further, changing the variables $(\varphi, \xi) \mapsto (\tilde{\varphi}, \tilde{\xi}) = (\varphi_{(B)}^+(\varphi, \xi), \xi_{(B)}^+(\varphi, \xi))$ in the integral (1) and taking into account that the Jacobian related to this change is 1 (property (i)) and that $\varphi_{(B)}^+(\tilde{\varphi}, \tilde{\xi}) = \varphi$ (property (ii)), one gets

$$\mathcal{R}(B) = -c \int_{-\pi/2}^{\pi/2} \int_0^L \left(\sin(\tilde{\varphi} - \varphi_{(B)}^+(\tilde{\varphi}, \tilde{\xi})), 1 + \cos(\tilde{\varphi} - \varphi_{(B)}^+(\tilde{\varphi}, \tilde{\xi})) \right) d\mu(\tilde{\varphi}, \tilde{\xi}). \quad (2)$$

Comparing (1) and (2) and taking into account that sine is odd, one concludes that the first component of $\mathcal{R}(B)$ is zero, that is,

$$\mathcal{R}(B) = -c \int_{-\pi/2}^{\pi/2} \int_0^L \left(1 + \cos(\varphi_{(B)}^+(\varphi, \xi) - \varphi) \right) d\mu(\varphi, \xi) \cdot e_2. \quad (3)$$

Let us now reduce the formula (3) to the form more convenient for computation. The curve $\partial(\text{conv}B)$ is the union of a finite or countable family of

sets I_0, I_1, I_2, \dots ,

$$\partial(\text{conv}B) = \cup_i I_i.$$

Here $I_0 = \partial(\text{conv}B) \cap \partial B$ is the ‘‘convex part’’ of the boundary ∂B , and $\partial(\text{conv}B) \setminus \partial B$ is the union of open intervals I_1, I_2, \dots . Respectively, $\text{conv}B$ is the union of a finite or countable family of sets $\Omega_0, \Omega_1, \Omega_2, \dots$,

$$\text{conv}B = \cup_i \Omega_i,$$

where $\Omega_0 = B$ and the sets $\Omega_1, \Omega_2, \dots$ are connected components of $\text{conv}B \setminus B$ (‘‘cavities’’ on B). The enumeration is chosen in such a way that $I_i \subset \partial\Omega_i$ (see the figure above). Note that for some sets Ω_i there may happen $\partial\Omega_i \subset \partial B$. These sets (‘‘interior cavities’’ of B) have no influence on resistance and will be ignored in the sequel.

Each interval I_i ($i \neq 0$) corresponds to an interval \mathcal{L}_i (modulo L) on the parameter set $[0, L]$, and I_0 corresponds to $[0, L] \setminus \cup_{i \neq 0} \mathcal{L}_i =: \mathcal{L}_0$. Let l_i be the length of \mathcal{L}_i . The sets $[-\pi/2, \pi/2] \times \mathcal{L}_i$ are invariant with respect to T_B ; denote by T_i the restrictions of T_B on these sets, and by $\varphi_i(\varphi, \xi), \xi_i(\varphi, \xi)$, the components of T_i . One easily sees that T_0 is given by $T_0(\varphi, \xi) = (-\varphi, \xi)$. The mean resistance $\mathcal{R}(B)$ (3) is the sum of partial resistances \mathcal{R}_i related to the i th cavity: $\mathcal{R}(B) = \sum_i \mathcal{R}_i$, where

$$\mathcal{R}_i = -c \int_{-\pi/2}^{\pi/2} \int_{\mathcal{L}_i} (1 + \cos(\varphi_i^+(\varphi, \xi) - \varphi)) d\mu(\varphi, \xi) \cdot e_2. \quad (4)$$

In particular,

$$\mathcal{R}_0 = -c \int_{-\pi/2}^{\pi/2} \int_{\mathcal{L}_0} (1 + \cos 2\varphi) \cos \varphi d\varphi d\xi \cdot e_2 = -\frac{8}{3} c l_0 e_2.$$

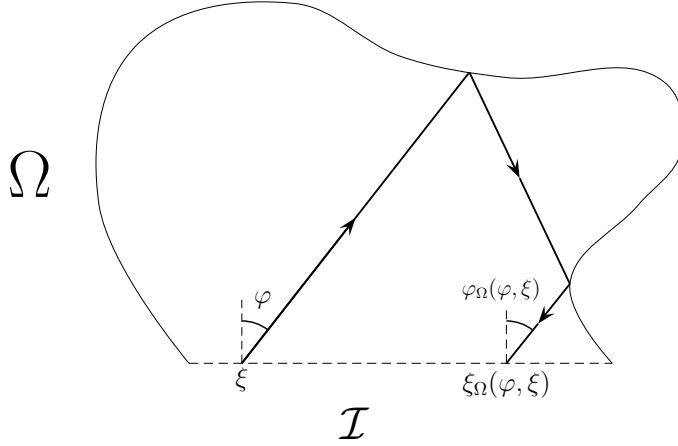
Put $c = 3/8$, then one gets a slightly simplified relation: $\mathcal{R}_0 = -l_0 e_2$.

We say that a bounded set $\Omega \subset \mathbb{R}^2$ with piecewise smooth boundary is a *standard cavity* if it contains the interval $\mathcal{I} := [0, 1] \times \{0\}$ and is contained in the upper half-plane $\{(x_1, x_2) : x_2 \geq 0\}$, that is,

$$\mathcal{I} \subset \Omega \subset \{(x_1, x_2) : x_2 \geq 0\}.$$

Consider billiard in Ω ; suppose that a billiard particle starts from a point of \mathcal{I} , and after several reflections from $\partial\Omega \setminus \mathcal{I}$ returns to \mathcal{I} . Let $(\xi, 0)$ and $(\sin \varphi, \cos \varphi)$ be the initial location and initial velocity of the particle, and

denote by $(\xi_\Omega(\varphi, \xi), 0)$ and $-(\sin \varphi_\Omega(\varphi, \xi), \cos \varphi_\Omega(\varphi, \xi))$, the final point and final velocity. The so defined map $(\varphi, \xi) \mapsto (\varphi_\Omega(\varphi, \xi), \xi_\Omega(\varphi, \xi))$ preserves the measure μ and is defined and takes values on a full measure subset of $[-\pi/2, \pi/2] \times [0, 1]$.



Designate

$$\mathcal{F}(\Omega) = \frac{3}{8} \int_{-\pi/2}^{\pi/2} \int_0^1 (1 + \cos(\varphi_\Omega(\varphi, \xi) - \varphi)) \cos \varphi \, d\xi d\varphi; \quad (5)$$

The integrand in (5) does not exceed 2, therefore $\mathcal{F}(\Omega) \leq (3/8) \int_{-\pi/2}^{\pi/2} \int_0^1 2 \cos \varphi \, d\xi d\varphi = 1.5$. On the other hand, denoting $\Omega_\varepsilon := \pi_\varepsilon \Omega$, where $\pi_\varepsilon : (x_1, x_2) \mapsto (x_1, \varepsilon x_2)$, one has that $\varphi_{\Omega_\varepsilon}(\varphi, \xi) \rightarrow -\varphi$ as $\varepsilon \rightarrow 0^+$, hence $\lim_{\varepsilon \rightarrow 0^+} \mathcal{F}(\Omega_\varepsilon) = (3/8) \int_{-\pi/2}^{\pi/2} \int_0^1 (1 + \cos 2\varphi) \cos \varphi \, d\xi d\varphi = 1$. It follows that $1 \leq \sup_\Omega \mathcal{F}(\Omega) \leq 1.5$.

Each pair (Ω_i, I_i) , $i = 1, 2, \dots$ can be reduced, by a similarity transformation and a translation, to the form $(\tilde{\Omega}_i, \mathcal{I})$, where $\tilde{\Omega}_i$ is a standard cavity. Denote $\lambda_i = l_i / |\partial(\text{conv} B)|$; one has $\sum_i \lambda_i = 1$ and $\mathcal{R}_i = -\lambda_i \mathcal{F}(\tilde{\Omega}_i)$, therefore

$$\mathcal{R}(B) = -|\partial(\text{conv} B)| \cdot (\lambda_0 + \sum_{i \neq 0} \lambda_i \mathcal{F}(\tilde{\Omega}_i)) \cdot e_2. \quad (6)$$

Let the set B_ε be given by $r \leq 1 - \varepsilon f(\theta/\varepsilon)$ in polar coordinates r, θ , where f is a 1-periodic continuous piecewise differentiable nonnegative function and ε divides 2π . Suppose that $f(0) = f(1) = 0$. As $\varepsilon \rightarrow 0$, $\mathcal{R}(B_\varepsilon)$ tends to

$-2\pi \cdot \mathcal{F}(\Omega_f)$, where

$$\Omega_f = \{(x_1, x_2) : 0 \leq x_1 \leq 1, 0 \leq x_2 \leq f(x_1)\}.$$

Thus, the problem ($\tilde{\text{A}}$) (which was not yet rigorously formulated) can be stated as follows:

(A) Find $\sup_f \mathcal{F}(\Omega_f)$ over all continuous piecewise differentiable nonnegative functions $f : [0, 1] \rightarrow \mathbb{R}_+$ such that $f(0) = f(1) = 0$.

The problem ($\tilde{\text{B}}$) reads as: find $\sup_{B \subset K} |\mathcal{R}(B)|$, where $K \subset \mathbb{R}^2$ is a convex bounded set with nonempty interior. In view of (6), it amounts to the problem

(B) Find $\sup_{\Omega} \mathcal{F}(\Omega)$ over all standard cavities Ω .

Indeed, let Ω_n be a sequence of sets solving the problem (B); then a sequence of bodies $B_n \subset K$ approximating K solves the problem ($\tilde{\text{B}}$), if all the cavities of B_n are similar to Ω_n and the length of the convex part of B_n tends to zero. Thus, one has $\sup_{B \subset K} |\mathcal{R}(B)| = |\partial K| \cdot \sup_{\Omega} \mathcal{F}(\Omega)$.

3 Problem (A): numerical results

Introduce the shorthand notation $\mathcal{F}[f] := \mathcal{F}(\Omega_f)$. Note that the functional \mathcal{F} is continuous in the C^1 topology: if $f_n \xrightarrow{C^1} f$ then $\mathcal{F}[f_n] \rightarrow \mathcal{F}[f]$; thus there exists a sequence of piecewise linear functions maximizing \mathcal{F} . Therefore it seems natural to look for the maximum in classes of continuous functions f with piecewise constant derivative f' . We also examined classes of continuous functions with piecewise constant second derivative f'' . In the first case the graph of f is a broken line, and in the second, a curve composed of arcs of parabolas.

In each numerical experiment there were made $N_1 N_2$ trials with a billiard particle in Ω_f . Usually N_1 and N_2 were taken equal and varied from several hundreds to several thousands (up to 5000). Initially, the particle is located at $(\xi_i, 0) \in \mathcal{I}$, where $\xi_i = (i - 1/2)/N_1$, and has the velocity $(\sin \varphi_j, \cos \varphi_j)$, where $\varphi_j = \pi(j - \frac{N_2+1}{2})/N_2$, $i = 1, \dots, N_1$, $j = 1, \dots, N_2$. Then the least time instant, when the particle gets into \mathcal{I} again, is fixed, and the particle velocity $v_{ij} = -(\sin \varphi_{ij}^+, \cos \varphi_{ij}^+)$ just before this instant is registered. The

sum

$$\mathcal{F} = \frac{3}{8} \frac{\pi}{N_1 N_2} \sum_{i=1}^{N_1} \sum_{j=1}^{N_2} \cos \varphi_j (1 + \cos(\varphi_j - \varphi_{ij}^+))$$

is considered to be an approximation for the integral $\mathcal{F}[f]$.

The algorithm simulating the billiard dynamics, as well as numerical integration, were implemented in Programming Language C. The precision accuracy achieved 10^{-6} ; it was controlled, firstly, by the differences between the successive approximations of \mathcal{F} as N_1 and N_2 increase, and secondly, by comparison with the analytic results. To maximize resistance, there were used optimization algorithms from the *Genetic Algorithm and Direct Search Toolbox* of the computational system MATLAB, version 7.2; these methods do not require any information of the derivatives of the objective function.

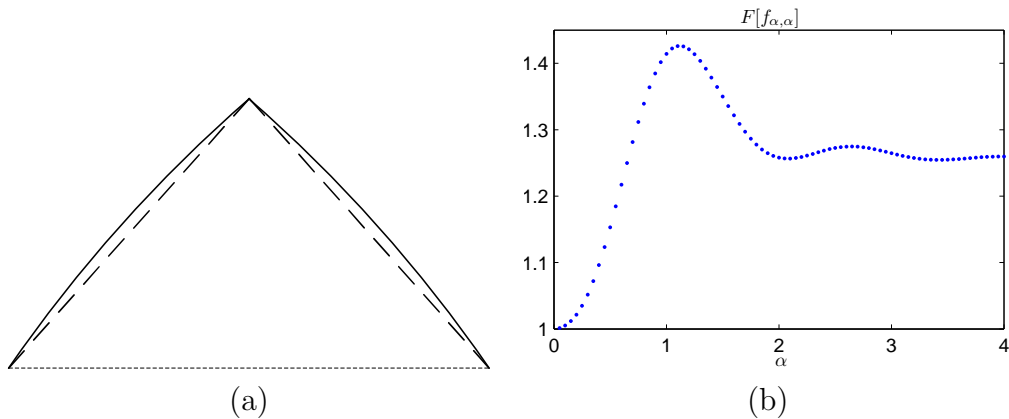
The obtained results are as follows.

1. In the class of two-segment broken lines

$$f_{\alpha,\beta}(\xi) = \begin{cases} \alpha \xi, & \text{if } 0 \leq \xi \leq \xi_0 \\ \beta(1 - \xi), & \text{if } \xi_0 \leq \xi \leq 1, \end{cases}$$

where $\alpha > 0$, $\beta > 0$, $0 < \xi_0 < 1$, $\alpha \xi_0 = \beta(1 - \xi_0)$, the maximum of \mathcal{F} equals 1.42621 and is achieved at $\alpha = \beta = \alpha_0 \approx 1.12$. Then $\xi_0 = 0.5$; the corresponding set $\Omega_{f_{\alpha_0,\alpha_0}}$, is an isosceles triangle with the angle 83.6° at the top vertex. It is shown on Fig. (a), with the lateral sides drawn dashed.

The function $\mathcal{F}[f_{\alpha,\alpha}]$ oscillates and goes to 1.25 as $\alpha \rightarrow +\infty$ (see Fig. (b)).



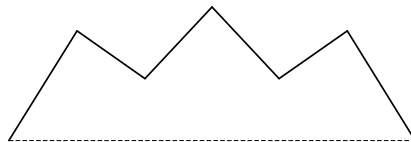
2. In the class of two-segment piecewise quadratic functions

$$f_{\alpha_1\alpha_2\beta_1\beta_2}(\xi) = \begin{cases} \alpha_1\xi^2 + \beta_1\xi, & \text{if } 0 \leq \xi \leq \xi_0 \\ \alpha_2(1-\xi)^2 + \beta_2(1-\xi), & \text{if } \xi_0 \leq \xi \leq 1, \end{cases}$$

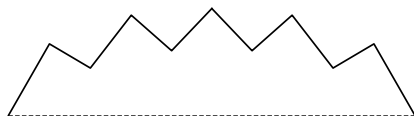
where $0 < \xi_0 < 1$, $\alpha_1\xi_0^2 + \beta_1\xi_0 = \alpha_2(1-\xi_0)^2 + \beta_2(1-\xi_0)$, the maximum of \mathcal{F} is achieved at $\xi_0 = 0.5$, $\alpha_1 = \alpha_2 = \alpha \approx -0.486$, $\beta_1 = \beta_2 = \beta \approx 1.361$, and is equal to 1.43816. The corresponding set $\Omega_{f_{\alpha\alpha\beta\beta}}$ is a curvilinear isosceles triangle; it is shown on Fig. (a) above with lateral sides drawn with solid lines. Its height is equal to the height of the optimal triangle from the item 1; so to say, this triangle is obtained from the previous one by a slight “bending outwards” its lateral sides.

3. In the class of broken lines with many segments the simulations become more cumbersome. Let $x^0 = (x_1^0, x_2^0) = (0, 0)$, $x^1 = (x_1^1, x_2^1), \dots, x^m = (x_1^m, x_2^m) = (1, 0)$ be the vertices of the broken line, with m being the number of segments. Experiments with relatively small m ($m \leq 5$) showed that making the broken line symmetric with respect to the vertical line $x_1 = 1/2$ and taking the values x_1^i , $i = 1, \dots, m-1$ equally spaced in $[0, 1]$ favor some moderate increase of resistance. Therefore the posterior study was restricted to symmetric broken lines with $x_1^i = i/m$, and thus the number of effective parameters was reduced almost four times: from $2(m-1)$ to $\lfloor \frac{m}{2} \rfloor$. This decision allowed one to take a relatively large number of segments, $1 \leq m \leq 18$.

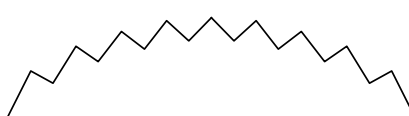
There were found many “zigzag” shapes providing nearly maximal values $\mathcal{F} \approx 1.446\dots$; some typical shapes are shown on the figures (a,b,c) below. The greatest found value of \mathcal{F} corresponds to the shape shown on Fig. (b) ($m = 10$) and equals 1.446227.



(a) $m = 6$



(b) $m = 10$



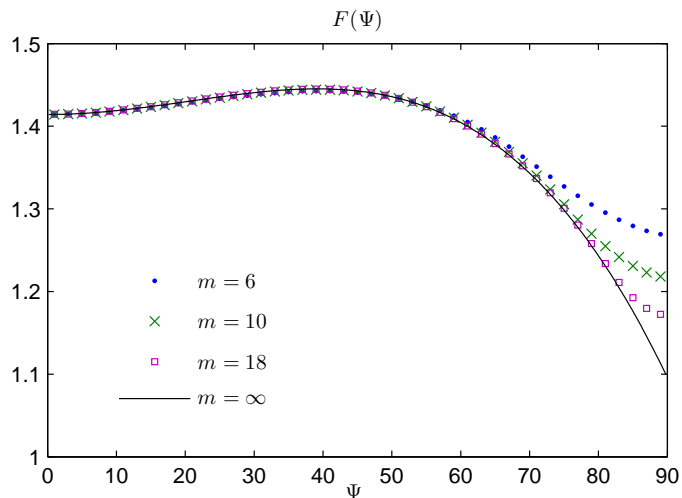
(c) $m = 18$

In order to verify the simulation results, as well as to find out the common analytic form of the obtained curves, we examined the following broken line. Fix $\Psi \in [0, \pi/2]$ and consider the arc of angular size 2Ψ contained in the upper half-plane $x_2 \geq 0$, with the endpoints $(0,0)$ and $(1,0)$. Let m be even. Mark the points $x^0 = (x_1^0, x_2^0) = (0,0)$, $x^2 = (x_1^2, x_2^2), \dots, x^{2i} = (x_1^{2i}, x_2^{2i}), \dots, x^m = (x_1^m, x_2^m) = (1,0)$ on the arc, with $0 = x_1^0 < x_1^2 < \dots < x_1^m = 1$. Let δ be the maximum of values $x_1^{2i} - x_1^{2i-2}$. We say that a right triangle ABC is *canonical*, if the vertex B is situated above the hypotenuse AC and the median drawn from B to AC is vertical. For $i = 1, \dots, m/2$, draw the canonical triangle $\triangle x^{2i-2}x^{2i-1}x^{2i}$ with the hypotenuse $[x^{2i-2}, x^{2i}]$. Thus, one has $x_1^{2i-1} = \frac{1}{2}(x_1^{2i-2} + x_1^{2i})$, $x_2^{2i-1} = \frac{1}{2}(x_2^{2i-2} + x_2^{2i}) + \frac{1}{2}\sqrt{(x_1^{2i} - x_1^{2i-2})^2 + (x_2^{2i} - x_2^{2i-2})^2}$. The broken line $x^0x^1 \dots x^{m-1}x^m$ composed of legs of all triangles obtained this way will also be called *canonical* (the graphs shown on the figures (a,b,c) are good approximations for canonical lines with $m = 6, 10, 18$). If Ψ is fixed and δ goes to zero, the corresponding value of \mathcal{F} tends to

$$\mathcal{F}(\Psi) = 1 + \frac{1}{6} \sin^2 \Psi + \frac{2\sqrt{2} \sin \frac{\Psi}{2} - 2 \sin^4 \frac{\Psi}{2} - \Psi}{\sin \Psi} \quad (7)$$

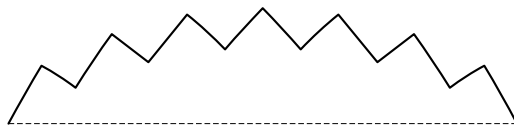
(here Ψ is expressed in radians). The proof of this convergence is put in Appendix 2. The maximal value of $\mathcal{F}(\Psi)$ is achieved at $\Psi_0 \approx 0.6835 \approx 39.16^\circ$ and is equal to $\mathcal{F}(\Psi_0) = 1.445209$.

Let $\mathcal{F}_m(\Psi)$ be the values of \mathcal{F} related to the canonical lines with $x_1^i = i/m$, $i = 0, \dots, m$. These values were numerically calculated for various values of Ψ and for $m = 6, 10, 18$. The resulting functions $\mathcal{F}_m(\Psi)$ and the function $\mathcal{F}(\Psi)$ (solid line) are shown on the figure below.



Note in passing that in the limit $\Psi \rightarrow 0$ the triangles of the corresponding canonical line approach a right isosceles triangle, therefore the corresponding value of \mathcal{F} tends to $\sqrt{2}$; that is, $\mathcal{F}(0) = \sqrt{2}$.

4. In the class of piecewise quadratic functions, with ≤ 18 segments, the greatest found value of \mathcal{F} is 1.44772; this is the maximal value found numerically up to the moment. The corresponding curve is a 14-segment “zigzag” line with slightly concave segments; its visual perception is the same as of the curves shown above on Figs.(a,b,c).



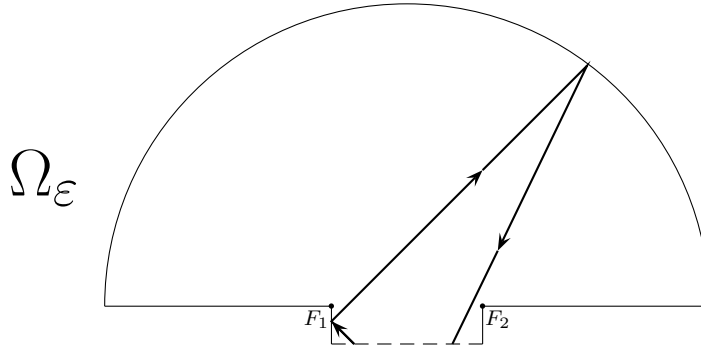
Thus, one has the following estimation for the Problem (A):

$$1.44772 \leq \sup_f \mathcal{F}(\Omega_f) \leq 1.5.$$

5. We examined numerically shapes formed by infinitely small canonical triangles. In these experiments we had to substitute the usual billiard dynamics with the pseudo-billiard one described in Appendix 2. Also, we tried shapes formed by various kinds of non-canonical triangles. However, we could not increase resistance this way.

4 Solution of Problem (B)

Consider the standard cavity $\Omega_\varepsilon = \Omega'_\varepsilon \cup \Omega''_\varepsilon$, where $\Omega'_\varepsilon = [0, 1] \times [0, \varepsilon]$ is a rectangle and Ω''_ε is the upper semi-ellipse with the foci $F_1 = (0, \varepsilon)$ and $F_2 = (1, \varepsilon)$ and with the major semi-axis of length $1/\varepsilon$. This figure is a *mushroom*, with the stem Ω'_ε and the cap Ω''_ε . Note that mushroom was first proposed by Bunimovich as an example of billiard with divided phase space [14].



Consider the billiard particles starting from $\mathcal{I} = [0, 1] \times \{0\}$. These particles, except for a small part of them, make a unique reflection from the elliptical arc and then return to \mathcal{I} , the angle between the initial and final velocity being less than $2 \arctan(\varepsilon/2)$. The rest of the particles, i.e. those that make reflections from the vertical sides of the stem, have the total measure $O(\varepsilon)$. Indeed, one easily calculates that the measure of the particles having the first reflection from the stem is

$$2 \cdot \int_0^1 d\xi \int_{\arctan(\xi/\varepsilon)}^{\pi/2} \cos \varphi d\varphi = 2(1 + \varepsilon - \sqrt{1 + \varepsilon^2}).$$

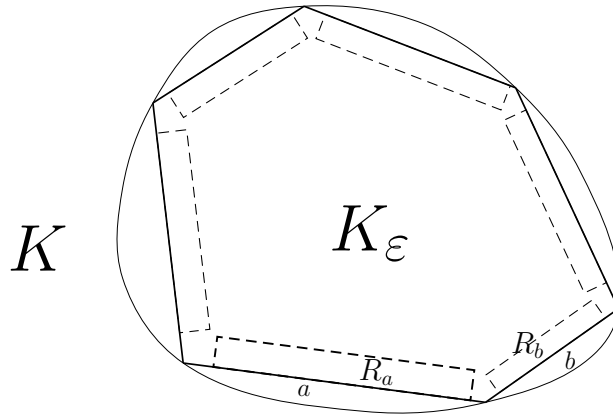
The measure of the particles having at least one reflection from a stem size is at most double this value.

Taking into account that the total measure of all particles incident on \mathcal{I} is $\int_{-\pi/2}^{\pi/2} \int_0^1 \cos \varphi d\xi d\varphi = 2$ and using (5), one gets

$$\mathcal{F}(\Omega_\varepsilon) \geq \frac{3}{8} \left(2 - 4(1 + \varepsilon - \sqrt{1 + \varepsilon^2}) \right) \left(1 + \cos(2 \arctan \frac{\varepsilon}{2}) \right) = 1.5 + O(\varepsilon).$$

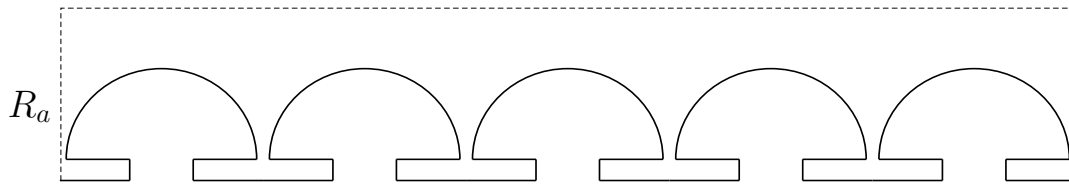
Thus, problem (B) is solved: $\sup_{\Omega} \mathcal{F}(\Omega) = 1.5$.

Now let K be a convex bounded body with nonempty interior. Approximate it by a convex polygon $K_{\varepsilon} \subset K$, $\varepsilon > 0$ such that $|\partial K| - |\partial K_{\varepsilon}| < \varepsilon$. To each side a, b, \dots of K_{ε} assign a rectangle R_a, R_b, \dots such that one side of the rectangle (denote it by a', b', \dots , respectively) belongs to a, b, \dots , etc; all the rectangles belong to K_{ε} and do not mutually intersect; and the common length of the part of perimeter of K_{ε} not occupied by a', b', \dots , is less than ε .

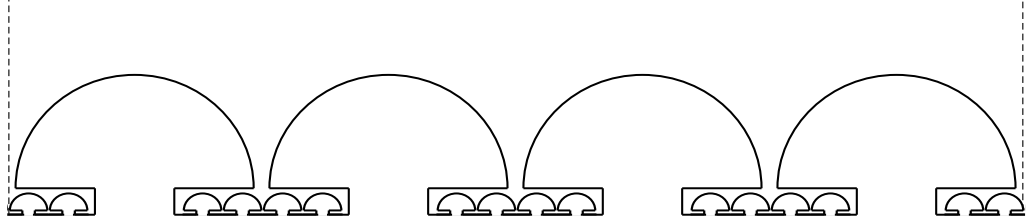


On each rectangle plant out a “seedlings of mushrooms”, as shown on the figure (a) below for R_a . The sides of R_a that do not belong to a are shown dashed. On Fig. (a), there is shown $R_a \setminus (\text{union of mushrooms})$, all the mushrooms being of equal size and similar to Ω_{ε} . The total length of the lower horizontal part (l.h.p.) of the boundary of the obtained figure is $1 - \varepsilon$ times the length of the corresponding size of R_a , that is, $(1 - \varepsilon)|a'|$.

Now, plant out a “seedlings” of “mushrooms of the second order” (see Fig. (b) below). Here the length of l.h.p. of the boundary is $(1 - \varepsilon)^2|a'|$.



(a)



(b)

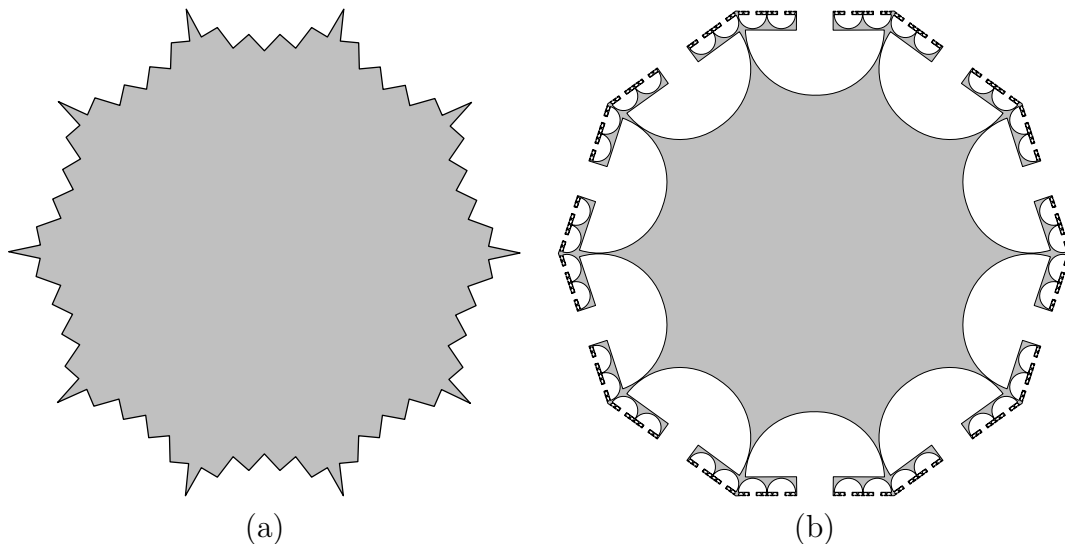
Continuing this process, one finally obtains the figure \tilde{R}_a such that the length of the l.h.p. of its boundary is less than $\varepsilon|a'|$. Similarly, one obtains the figures \tilde{R}_b, \dots

Put $B_\varepsilon = (K_\varepsilon \setminus (R_a \cup R_b \cup \dots)) \cup (\tilde{R}_a \cup \tilde{R}_b \cup \dots)$. All the cavities of B_ε and similar to Ω_ε , the length of the convex part of ∂B_ε tends to zero and $|\partial(\text{conv}B_\varepsilon)| \rightarrow |\partial K|$ as $\varepsilon \rightarrow 0$. (Recall that the convex part of ∂B_ε is $\partial B_\varepsilon \cap \partial(\text{conv}B_\varepsilon)$). Therefore $\lim_{\varepsilon \rightarrow 0} |\mathcal{R}(B_\varepsilon)| = 1.5|\mathcal{R}(K)|$; this solves the maximal resistance problem ($\tilde{\text{B}}$).

5 Conclusions

There are many technical devices utilizing wind pressure force: for example, ship sail, windmill arm, etc. We are interested here in maximizing the pressure force of the wind consisting of *non-interacting* particles. An example of such a wind is provided by the flow of solar photons incident on a solar sail. We first studied the problem numerically and in a restricted class of bodies, and then, basing on the gained experience and intuition, found the solution analytically.

On the picture below, there are shown “pre-optimal” bodies, that is, elements of maximizing sequences of bodies for problems ($\tilde{\text{A}}$) and ($\tilde{\text{B}}$). (In the case ($\tilde{\text{B}}$), K is the unit circle.)



One can see that the boundary of the second figure is much more complicated than of the first one. “Complexity” of the boundary can be measured by the maximal value of rotation angle of the normal vector on a small part of the boundary. This “maximal instantaneous rotation” is, approximately, $90^\circ + \Psi_0 \approx 129^\circ$ for the first figure and 360° for the second one.

To be precise, fix a convex bounded body K and consider a sequence B_n , $n = 1, 2, \dots$ approximating K . Define the value $\text{rot}(\{B_n\})$ measuring boundary complexity of the sequence in the following way. For each point $x \in \partial B_n$, let ν_x^n be the outer unit normal at x and let $\theta_n(x) := \arg(\nu_x^n)$. For any $x \in \partial K$, define $\text{rot}_n(x, \varepsilon) := \sup_{x_1, x_2 \in \partial B_n \cap \mathcal{N}_\varepsilon(x)} (\theta_n(x_2) - \theta_n(x_1))$;² let us call it (x, ε) -rotation of the boundary ∂B_n . It is monotone non-increasing as $\varepsilon \rightarrow 0$. Then put $\text{rot}_n(\varepsilon) = \sup_{x \in \partial K} \text{rot}_n(x, \varepsilon)$ and define $\text{rot}(\varepsilon) = \limsup_{n \rightarrow \infty} \text{rot}_n(\varepsilon)$: ε -rotation for the approximating sequence B_n . Finally, define $\text{rot}(\{B_n\}) = \lim_{\varepsilon \rightarrow 0} \text{rot}(\varepsilon)$ and call this value *rotation of boundary* for the given sequence of bodies. This value is $\pi/2 + \Psi_0$ for the first sequence of figures, and 2π for the second one. The difference is almost threefold.

Further, the boundary length for the second sequence of figures tends to infinity. On the other hand, one easily calculates that the boundary length tends to $\frac{\sqrt{2}}{\cos(\Psi_0/2)} 2\pi = 1.501 \cdot 2\pi$ for the first sequence; that is, the limit value is approximately 1.5 times the perimeter of unit circle.

²Recall that $\mathcal{N}_\varepsilon(x)$ is the ε -neighborhood of x .

Throughout this paper it was assumed that the “inner temperature” of the wind is zero. However, one can show that in the case of positive temperature, that is, chaotic relative motion of wind particles, the functional to be minimized is proportional to the functional \mathcal{F} (5). Therefore all the results of this paper remain valid in the case of positive temperature; the detailed explication is postponed to a future paper. We are also going to study the three-dimensional case in a future paper.

Appendix 1

Denote by $B^{(\varepsilon)}$ the set depicted on Fig. (a) in Introduction. Here ε divides π and $\text{conv}B^{(\varepsilon)}$ is a (π/ε) -sided regular polygon inscribed in the unit circle K_1 . Its perimeter is $|\partial(\text{conv}B^{(\varepsilon)})| = 2\pi \sin \varepsilon/\varepsilon$. The convex part of $\partial B^{(\varepsilon)}$ is a finite collection of points and all the cavities of $B^{(\varepsilon)}$ are isosceles right triangles similar to $\Omega = \{(x_1, x_2) : 0 \leq x_1 \leq 1, 0 \leq x_2 \leq 1/2 - |1/2 - x_1|\}$. Applying (6), one gets $\mathcal{R}(B^{(\varepsilon)}) = -|\partial(\text{conv}B^{(\varepsilon)})| \cdot \mathcal{F}(\Omega) \cdot e_2 = -2\pi (\sin \varepsilon/\varepsilon) \mathcal{F}(\Omega) \cdot e_2$. According to the same formula (6), resistance of the unit circle K_1 equals $\mathcal{R}(K_1) = -|\partial K_1| \cdot e_2 = -2\pi \cdot e_2$. It remains to calculate $\mathcal{F}(\Omega)$.

Let A_1 , A_2 , and A_{12} be the subsets of $[-\pi/2, \pi/2] \times [0, 1]$ given by the inequalities $\xi < -\tan \varphi$, $\xi > 1 - \tan \varphi$, and $-\tan \varphi < \xi < 1 - \tan \varphi$, respectively. One easily verifies the following.

(a) If $(\varphi, \xi) \in A_1$ then the corresponding billiard particle makes only one reflection from the left leg of Ω and $\varphi_\Omega(\varphi, \xi) = -\pi/2 - \varphi$.

(b) If $(\varphi, \xi) \in A_2$ then there is a single reflection from the right leg of Ω and $\varphi_\Omega(\varphi, \xi) = \pi/2 - \varphi$.

(c) If $(\varphi, \xi) \in A_{12}$ then there is a double reflection, either from the left and then from the right leg or vice versa, and $\varphi_\Omega(\varphi, \xi) = \varphi$.

Therefore, according to (5), one has

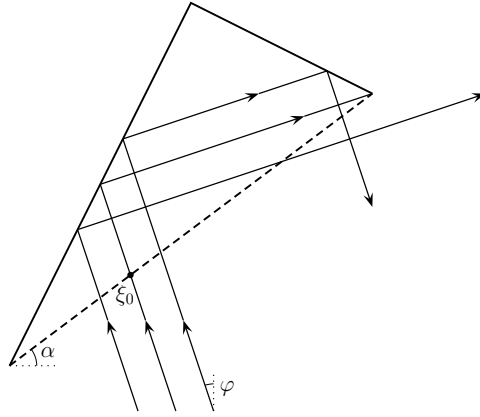
$$\begin{aligned} \mathcal{F}(\Omega) &= \frac{3}{8} \iint_{A_1} (1 + \cos(\pi/2 + 2\varphi)) \cos \varphi \, d\varphi \, d\xi + \\ &+ \frac{3}{8} \iint_{A_2} (1 + \cos(2\varphi - \pi/2)) \cos \varphi \, d\varphi \, d\xi + \frac{3}{8} \iint_{A_{12}} 2 \cos \varphi \, d\varphi \, d\xi = \\ &= I + II + III. \end{aligned} \tag{8}$$

Direct calculation gives $I = II = \frac{3}{4} - \frac{1}{2\sqrt{2}}$, $III = \frac{3}{2}(\sqrt{2} - 1)$; thus, $\mathcal{F}(\Omega) = \sqrt{2}$.

Appendix 2

Recall that a right triangle is called canonical if (a) it is situated above its hypotenuse and (b) the median dropped on the hypotenuse is vertical. The angle α the hypotenuse forms with the horizontal line, $\alpha \in (-\pi/2, \pi/2)$, is called inclination of the triangle. Consider a particle that intersects the hypotenuse, gets into the triangle, makes one or two reflections from the legs, and then intersects the hypotenuse again and leaves the triangle. Denote by φ the angle the initial velocity v forms with the vector $e_2 = (0, 1)$, and by φ^+ , the angle the final velocity v^+ forms with $-e_2$. Thus, one has $v = (\sin \varphi, \cos \varphi)$ and $v^+ = -(\sin \varphi^+, \cos \varphi^+)$, where φ and φ^+ vary between $-\pi/2 + \alpha$ and $\pi/2 + \alpha$.

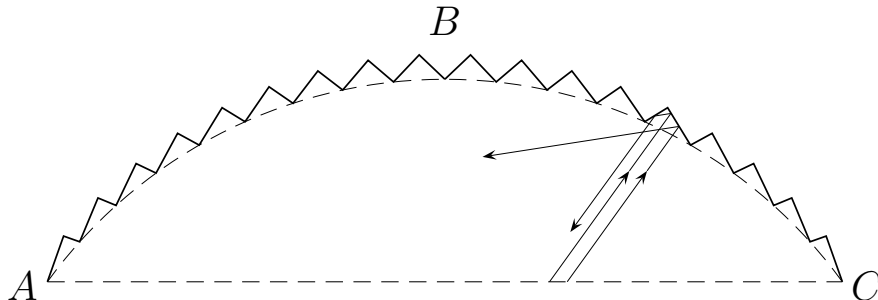
Parametrize the hypotenuse by the parameter $\xi \in [0, 1]$; the value $\xi = 0$ corresponds to the left endpoint of the hypotenuse, and the value $\xi = 1$, to the right one. Like in Appendix 1, denote by A_1 the set of values $(\varphi, \xi) \in [-\pi/2 + \alpha, \pi/2 + \alpha] \times [0, 1]$ corresponding to particles having a single reflection from the left leg, by A_2 , the set of values corresponding to a single reflection from the right leg, and by A_{12} , the set corresponding to particles having double reflections. One easily finds that A_1 is given by the inequality $\xi < -\frac{\sin \varphi}{\cos(\varphi - \alpha)}$, A_2 , by the inequality $\xi > 1 - \frac{\sin \varphi}{\cos(\varphi - \alpha)}$, and A_{12} , by the double inequality $-\frac{\sin \varphi}{\cos(\varphi - \alpha)} < \xi < 1 - \frac{\sin \varphi}{\cos(\varphi - \alpha)}$. Moreover, for $(\varphi, \xi) \in A_1$ holds $\varphi^+ = -\pi/2 + \alpha - \varphi$, for $(\varphi, \xi) \in A_2$ holds $\varphi^+ = \pi/2 + \alpha - \varphi$, and for $(\varphi, \xi) \in A_{12}$ holds $\varphi^+ = \varphi$. On the picture below, $\varphi < 0$, $\alpha > 0$ and $\xi_0 = -\frac{\sin \varphi}{\cos(\varphi - \alpha)}$.



Consider the parallel beam of particles falling on the hypotenuse in the direction φ . If $|\sin \varphi| < \cos(\varphi - \alpha)$, then the portion of particles that make

only one reflection equals $|\sin \varphi|/\cos(\varphi - \alpha)$ and the direction of reflected particles is $\pm\pi/2 + \alpha - \varphi$; one has to choose the sign "+" if $\sin \varphi > 0$, and "-" if $\sin \varphi < 0$. The rest of particles make double reflections; the portion of these particles is $1 - |\sin \varphi|/\cos(\varphi - \alpha)$, and the direction of reflected particles is φ . If $|\sin \varphi| > \cos(\varphi - \alpha)$ then all the particles make a single reflection and the direction of reflected particles is $\pm\pi/2 + \alpha - \varphi$.

Now, consider the arc of circumference of angular size 2Ψ contained in the half-plane $x_2 \geq 0$, with the endpoints $A = (0, 0)$ and $C = (1, 0)$. Parametrize this arc with the parameter $\alpha \in [-\Psi, \Psi]$; the value $\alpha = -\Psi$ corresponds to the point A , and $\alpha = \Psi$, to the point C . Divide it into a large number of small arcs and substitute each of them with two legs of the corresponding canonical triangle. The resulting broken line (shown on the figure below) defines a standard cavity. Denote by δ the maximum length of a small arc.



For small δ , the scheme of billiard reflection can be approximately substituted with the following description (pseudo-billiard reflections from the arc ABC). A particle of some mass moving in a direction $\varphi \in (-\pi/2, \pi/2)$ is reflected from the arc ABC . If $|\sin \varphi| < \cos(\varphi - \alpha)$, it is split into two "splinters" of relative masses $|\sin \varphi|/\cos(\varphi - \alpha)$ and $1 - |\sin \varphi|/\cos(\varphi - \alpha)$. The first splinter is reflected in the direction $\pm\pi/2 + \alpha - \varphi$, and the second, in the direction φ . If $|\sin \varphi| \geq \cos(\varphi - \alpha)$, there is no splitting, and the whole particle is reflected in the direction $\pm\pi/2 + \alpha - \varphi$. The described dynamics will be called *pseudo-billiard* one. A particle of unit mass starts moving at a point of $\mathcal{I} = AC$ in a direction $\varphi \in (-\pi/2, \pi/2)$, and after several pseudo-billiard reflections, the resulting splinters return to \mathcal{I} .

As a result of the described substitution of the billiard dynamics with the

pseudo-billiard one, one obtains the function

$$\mathcal{F}(\Psi) = \frac{3}{8} \sum_i \int_{-\pi/2}^{\pi/2} \int_0^1 m_i(\varphi, \xi) (1 + \cos(\varphi_i^+(\varphi, \xi) - \varphi)) d\mu(\varphi, \xi),$$

where $m_i = m_i(\varphi, \xi)$ are masses and $\varphi_i^+ = \varphi_i^+(\varphi, \xi)$, final directions of the splinters resulting from the particle with the initial data (φ, ξ) . (As we will see later, splitting can really occur only once, after the first reflection, therefore there are at most two splinters.) The difference between $\mathcal{F}(\Psi)$ and the true value of the functional \mathcal{F} (5) is $O(\delta)$, $\delta \rightarrow 0^+$. This fact can be expressed as $\lim_{\delta \rightarrow 0^+} \mathcal{F}(\text{broken line}) = \mathcal{F}(\Psi)$. Below we will calculate $\mathcal{F}(\Psi)$.

In order to describe the pseudo-billiard motion, it is helpful to change the variables. Consider the circumference containing the arc under consideration, and parametrize it with the same angular variable α ; this time α varies in $[-\pi, \pi]$. Consider a particle that starts moving at some point β of the circumference, intersects \mathcal{I} at some point $(\xi, 0)$, and then reflects from the arc, according to the pseudo-billiard rule, at a point α . Thus, one has $\Psi < |\beta| \leq \pi$ and $|\alpha| < \Psi$. If $|\beta| \leq \pi/2$, there is no splitting, and if $|\beta| > \pi/2$, there is.

Let us describe the dynamics of the first splinter. For a while, change the notation; let $\beta =: \alpha_{-1}$, $\alpha =: \alpha_0$, and designate by α_1 the point of intersection of the splinter trajectory with the circumference. Denote by φ the initial direction of the particle, and by φ' , the direction of the splinter after the first reflection. (We do not call it φ^+ , since there may be more reflections.) One has $\varphi = \pm\pi/2 + (\alpha_0 + \alpha_{-1})/2$ and $\varphi' = \pi/2 + (\alpha_0 + \alpha_1)/2$. Then, taking into account that $\varphi' = \pm\pi/2 + \alpha_0 - \varphi$, one gets

$$\varphi = (\alpha_0 - \alpha_1)/2 \quad \text{and} \quad (\alpha_{-1} + \alpha_1)/2 = \pi/2,$$

the equalities being true mod π . In other words, the points α_{-1} and α_1 lie on the same vertical line; see the figure.

and β on the circumference have the cartesian coordinates $\frac{1}{2\sin\Psi}(\sin\Psi + \sin\alpha, -\cos\Psi + \cos\alpha)$ and $\frac{1}{2\sin\Psi}(\sin\Psi + \sin\beta, -\cos\Psi + \cos\beta)$, respectively. The interval with the endpoints α and β intersects with the interval \mathcal{I} at the point $(\xi, 0)$, where

$$\xi = \frac{\sin(\Psi + \alpha) - \sin(\Psi + \beta) + \sin(\beta - \alpha)}{2\sin\Psi(\cos\alpha - \cos\beta)}. \quad (9)$$

Further, one has

$$\varphi = \frac{\alpha + \beta \pm \pi}{2}; \quad (10)$$

one has to take the sign “−” or “+”, if $\beta > 0$ or $\beta < 0$, respectively. Therefore, $\cos\varphi = |\sin\frac{\alpha+\beta}{2}|$.

The point (α, β) runs the set $[-\Psi, \Psi] \times ([-\pi, -\Psi] \cup [\Psi, \pi])$, and the mapping $(\alpha, \beta) \mapsto (\varphi, \xi)$ given by (9),(10) is a one-to-one mapping from this set to $[-\pi/2, \pi/2] \times [0, 1]$, with the Jacobian

$$\begin{aligned} \frac{D(\varphi, \xi)}{D(\alpha, \beta)} &= \frac{\cos(\Psi + \alpha) + \cos(\Psi + \beta) - 2\cos(\beta - \alpha)}{4\sin\Psi(\cos\beta - \cos\alpha)} + \\ &+ \frac{\sin(\Psi + \beta) - \sin(\Psi + \alpha) + \sin(\alpha - \beta)}{4\sin\Psi(\cos\beta - \cos\alpha)^2} (\sin\alpha + \sin\beta) = \\ &= \frac{1}{4\sin\Psi} \frac{\sin\frac{\alpha-\beta}{2}}{\sin\frac{\alpha+\beta}{2}}; \end{aligned} \quad (11)$$

this implies that the integration factor equals

$$\cos\varphi d\varphi d\xi = \frac{1}{4\sin\Psi} \left| \sin\frac{\beta-\alpha}{2} \right| d\alpha d\beta.$$

Further, the mass of the first splinter is $|\cos\frac{\alpha+\beta}{2}|/|\sin\frac{\beta-\alpha}{2}|$, and of the second one, $1 - |\cos\frac{\alpha+\beta}{2}|/|\sin\frac{\beta-\alpha}{2}|$. Note also that integrating over $\beta \in [-\pi, -\Psi] \cup [\Psi, \pi]$ can be substituted with integrating over $\beta \in [\Psi, \pi]$ with subsequent duplication of the result. With this substitution, one always has $\sin\frac{\beta-\alpha}{2} > 0$.

The integral $\mathcal{F}(\Psi)$ can be written down as the sum $\mathcal{F}(\Psi) = I + II + III + IV$, where

$$I = \frac{3}{16\sin\Psi} \int_{-\Psi}^{\Psi} d\alpha \int_{\Psi}^{\pi/2} (1 + \sin\beta) \sin\frac{\beta-\alpha}{2} d\beta,$$

$$\begin{aligned}
II &= \frac{3}{16 \sin \Psi} \int_{-\Psi}^{\Psi} d\alpha \int_{\pi/2}^{\pi} 2 \left(\sin \frac{\beta - \alpha}{2} - \left| \cos \frac{\alpha + \beta}{2} \right| \right) d\beta, \\
III &= \frac{3}{16 \sin \Psi} \int_{-\Psi}^{\Psi} d\alpha \int_{\pi/2}^{\pi - \Psi} (1 + \sin \beta) \cos \frac{\alpha + \beta}{2} d\beta, \\
IV &= \frac{3}{16 \sin \Psi} \int_{-\Psi}^{\Psi} d\alpha \int_{\pi - \Psi}^{\pi} (1 - \cos(\alpha + \beta)) \left| \cos \frac{\alpha + \beta}{2} \right| d\beta.
\end{aligned}$$

As a result of simple calculation, one obtains

$$\begin{aligned}
I = III &= \frac{3}{16 \sin \Psi} \left[4 \sin \Psi - \frac{8\sqrt{2}}{3} \sin \frac{\Psi}{2} - \frac{16}{3} \sin^4 \frac{\Psi}{2} \right], \\
II &= \frac{3}{16 \sin \Psi} \left[16 \sqrt{2} \sin \frac{\Psi}{2} - 8 \Psi \right], \\
IV &= \frac{3}{16 \sin \Psi} \left[-\frac{8}{3} \sin \Psi + \frac{8}{9} \sin^3 \Psi + \frac{8}{3} \Psi \right].
\end{aligned}$$

Summing these expressions, one finally comes to the formula (7):

$$\mathcal{F}(\Psi) = 1 + \frac{1}{6} \sin^2 \Psi + \frac{2\sqrt{2} \sin \frac{\Psi}{2} - 2 \sin^4 \frac{\Psi}{2} - \Psi}{\sin \Psi}.$$

Acknowledgements

This work was supported by *Centre for Research on Optimization and Control* (CEOC) from the "Fundação para a Ciência e a Tecnologia" (FCT), cofinanced by the European Community Fund FEDER/POCTI.

References

- [1] I. Newton, *Philosophiae naturalis principia mathematica* 1687.
- [2] G. Buttazzo and B. Kawohl. *On Newton's problem of minimal resistance*. Math. Intell. **15**, 7-12 (1993).
- [3] F. Brock, V. Ferone, and B. Kawohl. *A symmetry problem in the calculus of variations*. Calc. Var. **4**, 593-599 (1996).

- [4] G. Buttazzo, V. Ferone, and B. Kawohl. *Minimum problems over sets of concave functions and related questions*. Math. Nachr. **173**, 71-89 (1995).
- [5] G. Buttazzo and P. Guasoni, *Shape optimization problems over classes of convex domains*, J. Convex Anal. **4**, 343-351 (1997).
- [6] T. Lachand-Robert and M. A. Peletier. *Newton's problem of the body of minimal resistance in the class of convex developable functions*. Math. Nachr. **226**, 153-176 (2001).
- [7] T. Lachand-Robert, M. A. Peletier. *An example of non-convex minimization and an application to Newton's problem of the body of least resistance*. Ann. Inst. H. Poincaré, Anal. Non Lin. **18**, 179-198 (2001).
- [8] M. Comte and T. Lachand-Robert. *Newton's problem of the body of minimal resistance under a single-impact assumption*. Calc. Var. Partial Differ. Equ. **12**, 173-211 (2001).
- [9] M. Comte and T. Lachand-Robert. *Existence of minimizers for Newton's problem of the body of minimal resistance under a single-impact assumption*. J. Anal. Math. **83**, 313-335 (2001).
- [10] T. Lachand-Robert and E. Oudet. *Minimizing within convex bodies using a convex hull method*. SIAM J. Optim. **16**, 368-379 (2006).
- [11] A. Yu. Plakhov. *Newton's problem of a body of minimal aerodynamic resistance*, Dokl. Akad. Nauk **390**, 314-317 (2003).
- [12] A. Yu. Plakhov. *Newton's problem of the body of minimal resistance with a bounded number of collisions*, Russ. Math. Surv. **58**, 191-192 (2003).
- [13] A. Yu. Plakhov. *Newton's problem of the body of minimum mean resistance*, Sbornik: Mathematics **195**, N°7-8, 1017-1037 (2004).
- [14] L.B. Bunimovich. *Mushrooms and other billiards with divided phase space*, Chaos **11**, 802-808 (2001).