



Source details

Jilin Daxue Xuebao (Gongxueban)/Journal of Jilin University (Engineering and Technology Edition)

Scopus coverage years: from 2005 to Present

Publisher: Jilin University

ISSN: 1671-5497

Subject area: Multidisciplinary

Source type: Journal

CiteScore 2022

1.3



SJR 2022

0.218



SNIP 2022

0.513



[View all documents >](#)

[Set document alert](#)



[Save to source list](#)

[Source Homepage](#)



[CiteScore](#) [CiteScore rank & trend](#) [Scopus content coverage](#)

i Improved CiteScore methodology



CiteScore 2022 counts the citations received in 2019-2022 to articles, reviews, conference papers, book chapters and data papers published in 2019-2022, and divides this by the number of publications published in 2019-2022. [Learn more >](#)

CiteScore 2022

$$1.3 = \frac{1434 \text{ Citations 2019 - 2022}}{1117 \text{ Documents 2019 - 2022}}$$

Calculated on 05 May, 2023

CiteScoreTracker 2023

$$1.3 = \frac{1440 \text{ Citations to date}}{1108 \text{ Documents to date}}$$

Last updated on 05 October, 2023 • Updated monthly

CiteScore rank 2022

Category	Rank	Percentile
Multidisciplinary	#67/134	50th

[View CiteScore methodology >](#) [CiteScore FAQ >](#) [Add CiteScore to your site](#)

About Scopus

[What is Scopus](#)

[Content coverage](#)

[Scopus blog](#)

[Scopus API](#)

[Privacy matters](#)

Language

[日本語版を表示する](#)

[查看简体中文版本](#)

[查看繁體中文版本](#)

[Просмотр версии на русском языке](#)

Customer Service

[Help](#)

[Tutorials](#)

[Contact us](#)

ELSEVIER

[Terms and conditions ↗](#) [Privacy policy ↗](#)

All content on this site: Copyright © 2023 Elsevier B.V. ↗, its licensors, and contributors. All rights are reserved, including those for text and data mining, AI training, and similar technologies. For all open access content, the Creative Commons licensing terms apply.

We use cookies to help provide and enhance our service and tailor content. By continuing, you agree to the use of cookies ↗.



ADVANCED TREATMENT OF POMACE OLIVE OIL WASTEWATER THROUGH PEROXY-ELECTROCOAGULATION

RAMIRO MARTINS*

Technology and Management School, Bragança Polytechnic University, Bragança, LSRE-LCM Laboratory of Separation and Reaction Engineering-Laboratory of Catalysis and Materials, Faculty of Engineering, University of Porto, Rua Dr. Roberto Frias, ALICE - Associate Laboratory in Chemical Engineering, FEUP, Porto, Portugal. *Corresponding Author Email: rmartins@ipb.pt

THAIS GRABOWSKI

Technology and Management School, Bragança Polytechnic University, Bragança, Portugal.

Abstract

The extraction of olive pomace oil is a significant aspect of the Mediterranean edible oil industry; however, the wastewater generated contains pollutants that can harm the environment and public health. In this study, peroxy-electrocoagulation (PEC) with aluminum electrodes was used to treat wastewater and reduce pollutant concentrations. A Box-Behnken Design study was conducted to investigate the relationship between hydrogen peroxide dosage, electric current density, and initial pH in the PEC process, and the removal of chemical oxygen demand (COD) and total phenolic compounds (TPH). The study found that the PEC process could remove an average of 22% of COD and 82% of TPH, with the highest removal obtained with hydrogen peroxide dosages of 30 g L⁻¹ and 20 mA cm⁻². However, pre-treatment with other processes is necessary to reduce harmful elements in the effluent before undergoing biological treatment.

Keywords: COD Removal, Industrial Wastewater, Peroxy-Electrocoagulation, Pomace Olive Oil, Total Phenolic Compounds Removal.

1. INTRODUCTION

Olive pomace oil is an edible oil extracted from the residual pulp, pits, and skin of olives after being pressed to extract olive oil [1]. It is a lower-grade oil than extra-virgin olive oil, but it is still widely used in various applications such as cooking, frying, and as a salad dressing because of its mild flavor and relatively high smoke point [1].

The olive pomace oil extraction industry is a significant segment of the edible oil industry, especially in Mediterranean countries, where olives are a staple crop [2]. The production of olive pomace oil involves the use of solvents, such as hexane, to extract the remaining oil from the waste generated in the production of extra-virgin olive oil [3]. The extracted oil was refined, blended, and bottled for distribution.

Wastewater generated by the olive pomace oil extraction industry contains a range of pollutants, including residual solvents, oils, and fats, as well as other chemicals used in the refining process [1]. If not properly managed, wastewater can have a significant impact on the environment and human health.

Wastewater discharge from olive pomace oil extraction poses a risk to both public health and the environment. If not treated properly, the high organic content in wastewater can create hazardous by-products such as volatile organic compounds and toxic sludge. Treatment is crucial to remove pollutants, protect water sources and aquatic life, and

prevent contamination of drinking water supplies [4, 5].

The treatment of wastewater from the olive pomace oil extraction industry typically involves a combination of physical, chemical, and biological processes to remove the pollutants. Physical treatments such as sedimentation and filtration are used to remove suspended solids [4]. Chemical treatments such as oxidation and neutralization are used to break down oils and other contaminants [4]. Biological treatments, such as aerobic and anaerobic digestion, are used to degrade the organic matter and remove the residual pollutants [4].

Peroxide-electrocoagulation (PEC) is a hybrid technology that effectively removes pollutants from wastewater generated during olive pomace oil extraction [5]. By applying electrical current to wastewater, PEC generates hydroxyl radicals and hydrogen peroxide, which can effectively degrade and oxidize pollutants, while also producing metal hydroxides that coagulate suspended solids and other contaminants, making them easier to remove [5]. Pre-treatment may be necessary to minimize the presence of harmful elements before biological treatment.

The purpose of this study was to reduce the concentration of pollutants in the effluent by utilizing peroxy-electrocoagulation with aluminum electrodes as a treatment method.

2. MATERIALS AND METHODS

This study used olive pomace oil extraction industry wastewater obtained from a plant located in Mirandela, Portugal. The industrial plant received olive pomace from two-stage olive oil extraction units and the wastewater was sieved and stored at room temperature in the laboratory. The wastewater had a pH of 4.8 and was characterized by a high level of total phenolic compounds (TPh) at 8100 mg L^{-1} , chemical oxygen demand (COD) at 86400 mg L^{-1} , biochemical oxygen demand (CBO5) at 11900 mg L^{-1} , and total solids at 61.7 g L^{-1} .

Peroxy-electrocoagulation Process

This study evaluated the effectiveness of the PEC process in treating wastewater from the olive pomace oil extraction industry in a 0.6 L bench-scale reactor. A batch system with magnetic stirring was used to treat 0.3 L of effluent. The electrodes, consisting of two rectangular planar aluminum sheets, were carefully polished and washed with 5% HCl solution and distilled water before each experiment. The electrodes were placed vertically at a constant distance of 0.5 cm and had a constant active surface area of 12 cm^2 . Direct current was applied using a power supply (Topward 6302D), with a reaction time of 30 minutes.

The process included adjusting the pH, adding hydrogen peroxide, reaction period, separating an aliquot, basifying to pH 12, and decanting for 24 hours. Efficacy was evaluated based on the removal of COD and TPh from the supernatant.

Data Analysis

The Box-Behnken Design (BBD) is a Response Surface Methodology (RSM) that explores the relationship between a set of independent variables and a dependent variable. The BBD uses a specific range for the independent variables and captures nonlinear relationships to identify the optimal response.

The study utilized BBD was used to analyze the impact of varying hydrogen peroxide dosage ($[H_2O_2]$) (10, 20, and 30 g L⁻¹), electric current density (CD) (5, 20 and 35 mA cm⁻²), and initial pH (2.5, 3.5, and 4.5) on the COD and TPh removal efficiencies of the PEC process. ANOVA, in conjunction with RSM, was used to assess the model's response to a second-order polynomial model and determine the significance of variables. This approach helped identify the optimal operating conditions for contaminants removal.

3. RESULTS AND DISCUSSION

Table 1 shows the COD and TPh removal obtained from the PEC process in the different trials. The results indicated that PEC was more effective in removing TPh than COD. The highest removal rates were achieved with a hydrogen peroxide dosage of 30 g L⁻¹ and an electric current density of 20 mA cm⁻². At pH 2.5 (trial 5), PEC resulted in a 29% removal of TPh, while at pH 4.5 (trial 15), PEC resulted in an 84% removal of COD.

Table 1: Removal of TPh and COD by PEC Process

Trial	pH	[H ₂ O ₂] g L ⁻¹	CD (mA cm ⁻²)	COD (%)	TPh (%)
1	3.5	10	35	21	74
2	3.5	20	20	21	86
3	3.5	10	5	14	74
4	3.5	30	35	23	85
5	2.5	30	20	29	86
6	2.5	10	20	23	71
7	4.5	20	5	18	85
8	4.5	20	35	21	85
9	3.5	20	20	21	82
10	2.5	20	5	20	81
11	3.5	30	5	23	87
12	2.5	20	35	23	78
13	4.5	10	20	15	76
14	3.5	20	20	20	82
15	4.5	30	20	26	88
16	3.5	20	20	28	84

Tables 2 and 3 present the ANOVA results for the contaminant removal. For COD removal, only $[H_2O_2]$ was statistically significant ($p < 0.05$, Table 2), and for TPh removal, $[H_2O_2]$ and its quadratic term were statistically significant (Table 3).

Table 2: Anova of the RSM for COD Removal by PEC

	Estimate	t-value	p-value; Pr(> t)
Intercept	22.9675	25.8998	9.194e-10
x ₁ : pH	-1.8875	-2.1285	0.062
x ₂ : [H ₂ O ₂]	3.5413	3.9934	3.142e-03
x ₃ : CD	1.5238	1.7183	0.120
x ₁ :x ₂	1.0150	0.8093	0.439
x ₂ :x ₃	-1.8425	-1.4092	0.176
x ₃ ²	-2.6813	-2.1380	0.061
R ²	Adjusted R ²		p-value
0.7740	0.6233		0.015

Table 3: Anova of the RSM for TPh Removal by PEC

	Estimate	t-value	p-value; Pr(> t)
Intercept	83.6700	102.7170	5.739e-11
x ₁ : pH	2.0725	3.5982	0.011
x ₂ : [H ₂ O ₂]	6.3075	10.9508	3.443e-05
x ₃ : CD	-0.6700	-1.1632	0.289
x ₁ :x ₂	-0.9200	-1.1294	0.302
x ₁ :x ₃	0.6900	0.8471	0.429
x ₂ :x ₃	-0.5800	-0.7120	0.503
x ₁ ²	-0.5750	-0.7059	0.507
x ₂ ²	-2.8250	-3.4681	0.013
x ₃ ²	-0.7850	-0.9637	0.372
R ²	Adjusted R ²		p-value
0.9616	0.9040		1.373e-03

Over 60% of the COD removal results (Table 2) were determined by the studied independent variables, despite the low Adjusted R² of 0.6233. However, a p-value of 0.034 indicates that the factors were statistically significant for the proposed polynomial equation. As for TPh removal, the model explained 90% of the variability using independent variables, and it was statistically significant with a p-value of less than 5% (Table 3).

Fig. 1 and 2 show that the optimal conditions for COD removal using the PEC process with aluminum electrodes were nearly achieved. The efficiency decreased when the current density exceeded 30 mA cm⁻², as shown in Fig. 1 and 2 (a, c), which can be attributed to the excessive production of bubbles. Its accumulation on the surface of the electrodes interferes with the attachment of reactive species to contaminants, reducing the process efficiency [6]. Higher [H₂O₂] (>20 g L⁻¹) and lower pH (<3.5) improved COD removal, possibly due to increased solubility of aluminum hydroxide in acidic conditions, enhancing PEC efficiency [4].

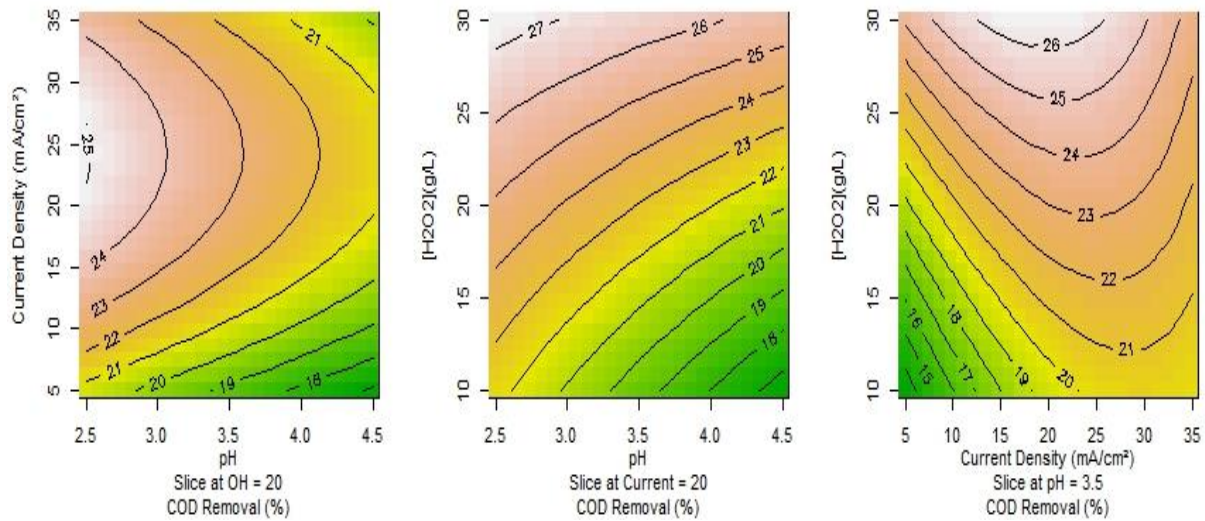


Figure 1: Contour Plots of COD Removal by PEC Process

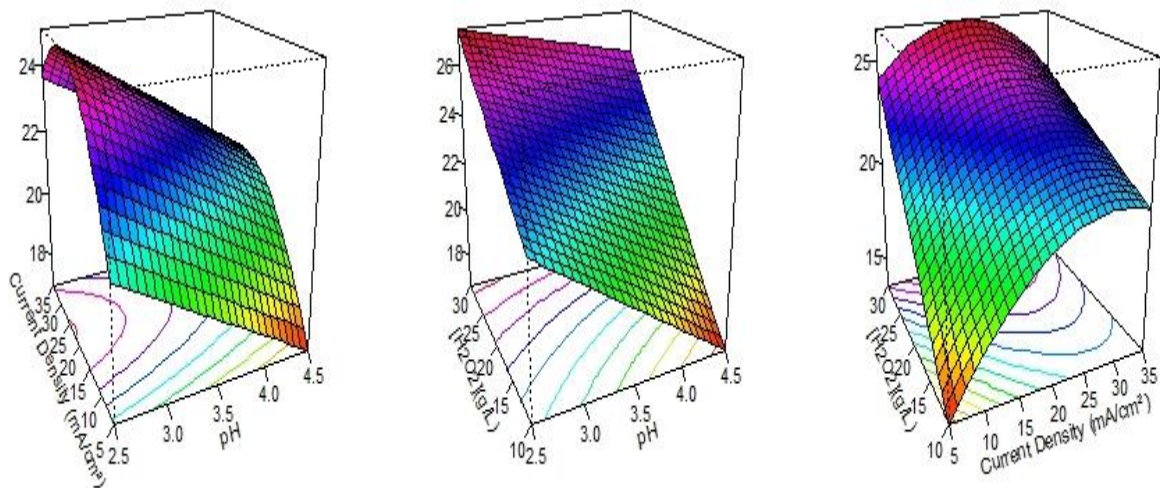


Figure 2: Surface plots of COD Removal by PEC Process

TPh removal using PEC with aluminum electrodes showed that the optimal conditions could be determined by adjusting certain parameters, such as the [H₂O₂] (Fig. 3, 4). Increasing the [H₂O₂] led to a higher removal of TPh (Fig. 3 and 4 – b, c). The range of CD studied did not have a significant effect on the outcome (Fig. 3 and 4 - a, c). However, using CD values above 25 mA cm⁻² resulted in a decrease in the TPh removal efficiency (Fig. 3, 4). The low efficiency of the process is attributed to the challenge of maintaining a consistent electric current owing to the formation of bubbles [4, 6].

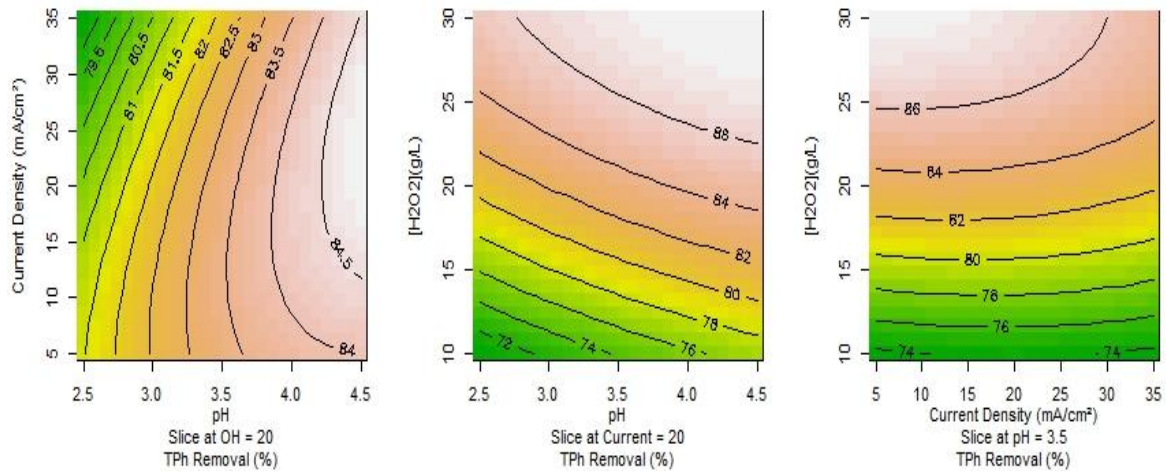


Figure 3: Contour Plots of TPh removal by PEC Process

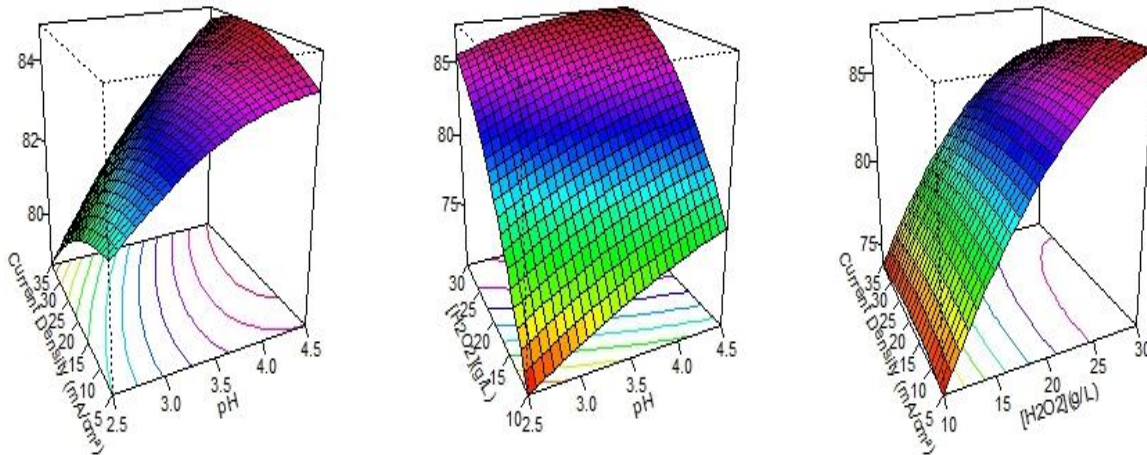


Figure 4: Surface plots of TPh removal by PEC Process

Specifically, the production of excessive oxygen and hydrogen bubbles causes smaller bubbles to merge into larger bubbles, which in turn hinders the coagulation effect. An initial pH above 3 was found to slightly favor the removal of TPh (Fig. 3 and 4 - a, b), but it was not a significant factor in the treatment.

Among the parameters studied, the central point configuration was identified as the optimal operating condition for PEC because of its ability to achieve good TPh and moderate COD removal. Table 4 presents the characteristics of the effluent subjected to treatment by the PEC process and the supernatant produced under the central point conditions, which included a pH of 3.5, $[H_2O_2]$ of 20 g L^{-1} , and a current density of 20 mA cm^{-2} . To assess the replicability of the tests conducted on the main pollutants (TPh and COD), standard variation analysis was performed.

A standard variation value of less than 5% was deemed acceptable. In this study, the central point configuration yielded standard variations of 1.38% and 3% for TPh and COD, respectively, indicating good consistency in the results.

Table 4: Characterization of Wastewater Before and After PEC Process

Parameter	Unit	Wastewater	PEC
pH	-	4.8	
Conductivity	mS cm ⁻¹	17.5	38.7
Total Organic Carbon	mg L ⁻¹	35600	33100
Total Carbon	mg L ⁻¹	36300	34500
Total Nitrogen	mg N L ⁻¹	478	516
Total Phosphorus	mg P L ⁻¹	763	366
TPh	mg L ⁻¹	8100	800
COD	mg O ₂ L ⁻¹	86400	69400
BOD ₅	mg O ₂ L ⁻¹	11900	14100
BOD ₅ /COD		0.14	0.20

Based on the results presented in Table 4, it can be concluded that the PEC process was effective in removing total phosphorus, TPh, and COD from the effluent. However, it should be noted that a proportional removal of total organic carbon was not observed, despite a 20% reduction in COD. Additionally, the PEC process only minimally improved the biodegradability of the effluent, as indicated by the BOD₅/COD ratio.

4. CONCLUSIONS

The PEC process was highly effective and promising for TPh removal, primarily because of the use of hydrogen peroxide as a precursor to hydroxyl radicals. The study findings indicated that the concentration of hydrogen peroxide was one of the most critical factors in the process, with optimal results observed within 30 min. However, while the PEC process proved to be highly efficient in removing pollutants, it was not sufficient to achieve a BOD₅/COD ratio that would allow for the successful biological treatment of the effluent. Pretreatment with other techniques is necessary to remove harmful elements from the effluent before initiating biological treatment.

Acknowledgment

This work was supported by LA/P/0045/2020 (ALICE), UIDB/50020/2020 and UIDP/50020/2020 (LSRE-LCM), funded by national funds through FCT/MCTES (PIDDAC).

The authors thank the Superior School of Technology and Management, Bragança Polytechnic University, Portugal.

References

- 1) P. S. Moral and M. V. R. Méndez, "Production of pomace olive oil," *Grasas y Aceites*, vol. 57, no. 1, pp. 47-55, 2006.
- 2) GPP. (Gabinete de Planeamento, Políticas e Administração Geral), "SIAZ - Sistema de Informação do Azeite e Azeitona de Mesa," 2020.
- 3) L. Skaltsounis, A. Argyropoulou, N. Aligiannis, and N. Xynos, "Recovery of High Added Value Compounds from Olive Tree Products and Olive Processing Byproducts", In *Olive and Olive Oil Bioactive Constituents*, 2015, pp. 333–356.

- 4) Y. Esfandyari, Y. Mahdavi, M. Seyedsalehi, M. Hoseini, G. Safari, M. Ghozikali, H. Kamani, and J. Jaafari, "Degradation and biodegradability improvement of the olive mill wastewater by peroxi-electrocoagulation/electrooxidation-electroflotation process with bipolar aluminum electrodes", *Env. Sci. Pollut. Res.*, vol. 22, no. 8, pp. 6288–6297, 2015.
- 5) S. Garcia-Segura, G. Eiband, J. de Melo, and A. Martínez-Huitle, "Electrocoagulation and advanced electrocoagulation processes: A general review about the fundamentals, emerging applications and its association with other technologies", *J. of Electroanalytical Chemistry*, vol. 801, pp. 267–299, 2017.
- 6) G. Merma, "Eletrocoagulação aplicada a meios aquosos contendo óleo", M.S. thesis, Dept. of Ciência dos Materiais e Metalúrgica, Pontifícia Universidade Católica do Rio de Janeiro, Brasil, 2008.