

Nataliya Shakhovska,  
Andy Augousti,  
Solomiia Liaskovska,  
Olga Duran.  
(Eds.)



Proceedings of the 2<sup>nd</sup> International Conference on  
Smart Automation & Robotics for Future Industry  
(SMARTINDUSTRY – 2025 )

Lviv, Ukraine  
April, 2025

Shakhovska N., Augousti A., Liaskovska S., Duran O. (Eds.): the 2<sup>nd</sup> International Conference on Smart Automation & Robotics for Future Industry (*SMARTINDUSTRY-2025*), Lviv, Ukraine, April 03-05, 2025, CEUR-WS.org, online

This volume represents the proceedings of the 2<sup>nd</sup> International Conference on **Smart Automation & Robotics for Future Industry**, held in Lviv, Ukraine, in April 2025. It comprises 32 contributed papers that were carefully peer-reviewed and selected from 46 submissions.

Copyright © 2025 for the individual papers by the papers' authors.  
Copying is permitted only for private and academic purposes. This  
volume is published and copyrighted by its editors.

## Preface

We are pleased to present to you the proceedings of the 2<sup>nd</sup> International Conference on International Conference on Smart Automation & Robotics for Future Industry (SMARTINDUSTRY-2025), held in Lviv, Ukraine, on April 03-05, 2025.

The SMARTINDUSTRY-2025 conference aims to discuss the recent research results focusing on the technical and practical aspects of the latest research and results from international academics, scientists, and industry experts in the field of intelligent automation and robotics for the future industry. Participants presented their research, demonstrated new ideas, and engaged in discussions with leading experts in the field.

SMARTINDUSTRY-2025 creates a platform for exchanging knowledge and experience to address current challenges related to the application of intelligent technologies in industrial production and robotics.

The central themes of the conference revolved around the challenges of recovery and development in postwar Ukraine. In addition to the main conference sessions, a series of specialized workshops were organized to delve deeper into addressing these pressing issues.

The Conference is soliciting research papers including, while not limited to, the following areas of interest:

- Robotics for Manufacturing Processes
- Artificial Intelligence and Machine Learning in Robotics
- Automation of Production Lines and Processes
- Utilization of IIoT in Automation Systems
- Cyber security and safety of industrial systems and smart manufactures
- Intellectual technologies for the "smart enterprise"
- Intelligent Systems and Technologies in Industry
- Efficient Management of Production Processes and Complexes

The Conference joined scientists from Ukraine, the United Kingdom, Portugal, Poland, Turkey, and Spain.

The official language for the SMARTINDUSTRY-2025 Conference is English.

The Organizing Committee received 45 submissions. Submitted papers were peer-reviewed by three scholars based on technical quality, relevance, originality, significance, and clarity. Only 31 papers were accepted for presentation as short and regular papers. These papers were published in this volume of SMARTINDUSTRY-2025 proceedings.

Two workshops were organized as part of the conference:

1. the 2<sup>st</sup> International Workshop on Artificial Intelligence for the Future of Construction (AI4Construction-2025)
2. the 2<sup>st</sup> International Symposium & Workshop on Cobots and Industrial Robots (CIR-2025)

Within the first workshop, issues concerning the application of artificial intelligence in the field of civil engineering were discussed. The AI4Construction workshop, funded by the European Union's Horizon Europe research and innovation program under grant agreement No 101138678, as part of the ZEBAI project (Innovative methodologies for the design of Zero-Emission and cost-effective Buildings enhanced by Artificial Intelligence).

During the second workshop, leading companies from Ukraine, Czech Republic, Germany, USA specializing in the development of industrial and collaborative robots, showcased their innovations.

The Conference would not have been possible without the support of many people. First of all, we would like to thank our partners: the enterprise of «Electron» engineering corporation, IT Planet Group, EPAM (Software Engineering & Product Development Services), GlobalLogic (Digital services company providing software product design and development services), Somatic (Comercial Cleaning Robotics), Trinity Robotics.

We want to thank the Program Chairs, organization staff, and the Technical Program Committee members for their excellent and tireless work. We sincerely wish that all attendees benefited scientifically from the Conference and wish them every success in their research. The humble wish of the conference organizers is that the professional dialogue among the researchers, scientists, and engineers, continues beyond the event and that the friendships and collaborations forged will linger and prosper for many years to come.

April 2025

Nataliya Shakhovska,  
Andy Augousti,  
Solomiia Liaskovska,  
Olga Duran.

## Organizers



**Lviv Polytechnic National University, Ukraine**

<http://www.lp.edu.ua/en>



**Kingston University London**

<https://www.kingston.ac.uk/>

## Partners



**Enterprise of «Electron» engineering corporation**

<http://spheros.electron.ua/>



**IT Planet Group, solutions provider in Ukraine and Europe**

<https://itplanet.lv/>



**Software Engineering & Product Development Services**

<https://www.epam.com/>



**The development and production of unmanned systems**

<https://www.automotivecluster.org.ua/>



**Software development and consulting company**

<https://geekscod.dev/>



**Digital services company providing software product design and development services**

<https://www.globallogic.com/ua/>



**Comercial Cleaning Robotics**

<https://getsomatic.com/>

## **Programme Committee Chairs**

Nataliya Shakhovska, Lviv Polytechnic National University, Ukraine  
Andy Augousti, Kingston University, United Kingdom  
Olga Duran, Kingston University, United Kingdom

## **Programme Committee Members**

Winfried Auzinger, Vienna University of Technology, Austria  
Oleh Barezsky, West Ukrainian National University, Ukraine  
Olexander Barmak, Khmelnytskyi National University, Ukraine  
Yevgeniy Bodyanskiy, Kharkiv National University of Radio Electronics,  
Ukraine  
Alberto Borboni, University of Brescia, Italy  
Jaime Campos, Linnaeus University, Sweden  
Ivanna Dronyuk, Jan Dlugosz University in Czestochowa, Poland  
Tetiana Hovorushchenko, Khmelnytskyi National University, Ukraine  
Ivan Izonin, Lviv Polytechnic National University, Ukraine  
Vyacheslav Kharchenko, National Aerospace University KhAI, Ukraine  
Iurii Krak, Taras Shevchenko National University of Kyiv, Ukraine  
Evgeniy Lavrov, Sumy State University, Ukraine  
Solomiya Liaskovska, Lviv Polytechnic National University, Ukraine  
Volodymyr Lytvynenko, Kherson National Technical University, Ukraine  
Nataliia Melnykova, Lviv Polytechnic National University, Ukraine  
Oksana Mulesa, Prešovská univerzita v Prešove, Slovakia  
Leszek Rutkowski, AGH University of Science and Technology, Poland  
Marco Schmidt, Wurzburg University, Germany  
Sergey Subbotin, National University "Zaporizhzhia Polytechnic", Ukraine  
Vitaliy Yakovyna, Lviv Polytechnic National University, Ukraine  
Mikolaj Karpinski, University of the National Education Commission, Poland

## **Organizing Committee**

Nilgun (Dogan) Baydogan Istanbul Technical University, Turkey  
Yana Chybiriak, Sumy State University, Ukraine  
Liliia Herbyn-Baydi, Scott Polar Research Institute, University of Cambridge  
Kateryna Kolos, Silesian University of Technology, Poland  
Olena Lanets, Kingston University, United Kingdom  
Vlad Panin, iFrameAI, USA  
Luís Frólén Ribeiro, Bragança Polytechnic Institute, Portugal  
Nataliya Starodub, Spheros-Electron GU GmbH, Ukraine  
Nataliia Starostina, IT Planeta LLC, Ukraine  
Oleksandr Srarodub, Spheros-Electron GU GmbH, Ukraine  
Volodymyr Yatsyshyn, GeeksCode, Ukraine  
Eugene Zasoba, Somatic, Ukraine  
Oleh Basystiuk, Lviv Polytechnic National University, Ukraine

# Smart carving of hard-shell fruit with CO<sub>2</sub> Laser

Bernardo Farrero<sup>1,2,\*†</sup>, Pedro Babo<sup>3†</sup> and Luis Frólén Ribeiro<sup>1†</sup>

<sup>1</sup>*Sustainable Construction Research Group (GICoS), Instituto Politécnico de Bragança, Campus de Santa Apolónia, 5300-253 Bragança, Portugal*

<sup>2</sup>*Universidad Politécnica de Madrid, ETSI Industriales, José Gutiérrez Abascal, 2, 28006 Madrid, Spain*

<sup>3</sup>*Landratech, Barcelos, Portugal*

## Abstract

The application of CO<sub>2</sub> laser technology in food processing has gained significant attention due to its precision and adaptability. This study presents an intelligent system for carving hard-shell fruits, specifically acorns, to facilitate their shelling process. The proposed approach integrates real-time control and monitoring technologies to enhance precision and efficiency. A key challenge in acorn processing is the size and shell thickness variability, which complicates mechanical carving. The developed system employs a CO<sub>2</sub> laser to create precise incisions, ensuring optimal shell cracking during dehydration while preventing kernel damage. Experimental tests conducted at the Polytechnic Institute of Bragança identified optimal parameters—6 seconds of laser exposure at 40W power—for consistent and controlled carving. A thoughtful analysis system was implemented to assess pre- and post-carving conditions, enabling real-time adjustments to laser settings. This self-optimizing process improves the efficiency of the shell carving while reducing waste. The results demonstrate the feasibility of automated acorn carving using CO<sub>2</sub> laser technology, offering a scalable solution for industrial food processing with continuous control of the shell incision. Future research could explore advanced automation techniques to enhance system robustness and adaptability to different fruit types.

## Keywords

CO<sub>2</sub> laser, Food processing, Smart carving, Acorn shelling, Automation

## 1. Introduction

The use of CO<sub>2</sub> lasers for processing nuts and other foods continues to evolve. Recent research has explored new optical configurations and control strategies to improve the precision and efficiency of cuts, as well as the integration of artificial intelligence systems for the automatic optimisation of the process. These innovations aim to expand the applicability of laser technology in the food industry, offering advanced solutions for carving and processing hard-shelled foods. Given this context, the present study aims to analyse and develop advanced strategies for the intelligent carving of hard-shelled fruits using CO<sub>2</sub> lasers, integrating real-time control and monitoring technologies to enhance the precision and efficiency of the process. The goal of carving the acorn shell is to facilitate its shelling during the subsequent dehydration process, where it will be exposed to a temperature differential that creates mechanical stresses in the shell. This carving will help concentrate these stresses, leading to the natural cracking of the shell. Using CO<sub>2</sub> laser technology as a carving mechanism will address one of the main challenges in acorn shelling: the lack of size homogeneity between different species and fruits. Such heterogeneity hinders the possibility of developing a mechanical carving machine due to the difficulty of calibration from acorn to acorn. This issue is resolved with CO<sub>2</sub> laser carving and its innovative system, which analyses each acorn before and after carving, collecting parameters to adjust the laser settings instantly. The laser carving test conducted at the Polytechnic Institute of Bragança resulted in the best configuration for carving an acorn: 6 seconds and 40W of power exposure.

---

*2nd International Conference on Smart Automation & Robotics for Future Industry, April 03-05, 2025, Lviv, Ukraine*

\*Corresponding author.

†These authors contributed equally.

✉ bernardo.farrero@ipb.pt (B. Farrero); pbabo@landratech.com (P. Babo); frolen@ipb.pt (L. Frólén Ribeiro)

ORCID 0009-0000-1666-2154 (B. Farrero); 0000-0003-4347-599X (P. Babo); 0000-0003-4336-6216 (L. Frólén Ribeiro)



© 2025 Copyright for this paper by its authors. Use permitted under Creative Commons License Attribution 4.0 International (CC BY 4.0).

## 2. Objectives

This article refers to one of the main objectives of the Medacornet PRIMA/0005/2022 project: to develop a continuous acorn industrial processing line. This article will describe the development of intelligent equipment for carving the acorn fruit shell. The acorn shell and core have economic value. A precise carving avoids damage to both. An intelligent system was implemented to calibrate each acorn's most adequate carving parameters through a self-taught process. The CO<sub>2</sub> laser carving technique was investigated and evaluated to automate the carving of acorn shells in the food industry, selecting and experimenting with different laser parameters.

The specific objectives included designing and developing a feeding and positioning system that guarantees the product's entry into the carving line process, positioning and moving the acorn, certifying the correct longitudinal positioning of the acorns during the carving process, figure 1.

Determining the optimal carving parameters was the secondary objective. The goal enticed evaluating laser parameter settings to achieve a precise carving without damaging the kernel of the acorns, *i.e.* avoiding complete cutting of the shell and nipping the fruit's core, also avoiding excessive burning of the shell during carving. These parameters were tested in practical tests that verified feasibility and accuracy, encountered the proper parameters, and specified how the modification of these parameters influences the milling.



**Figure 1:** Position of the intended longitudinal carving on the acorn

## 3. State of art

Laser technology in food processing has emerged as an innovative alternative to improve efficiency and productivity in various industrial applications. In particular, the carbon dioxide (CO<sub>2</sub>) laser has been proven to be a versatile tool due to its high power generation efficiency and wavelength in the infrared spectrum, which is strongly absorbed by water, the main component of food [1]. The characteristic of CO<sub>2</sub> lasers is that they emit radiation in the infrared spectrum, specifically around 10.6  $\mu\text{m}$ . They excite a gaseous mixture of carbon dioxide, nitrogen, and helium, generating a continuous or pulsed high-power laser emission [2].

Patel developed the first CO<sub>2</sub> laser in the 1960s to find more efficient lasers using the vibrational-rotational transitions of gaseous molecules [1]. This technology has been applied to various food processing areas, including marking, micro-perforation to improve mass transfer operations, cutting and shelling, selective cooking, and microbial surface decontamination [1]. Among these applications, removing nutshells using lasers has attracted particular interest due to the need to reduce costs and improve the quality of the final product.

One of the most significant advances in this field was the invention and patenting of a method for removing nutshells using a CO<sub>2</sub> laser beam, developed by Chandra K. N. Patel in 1982 [3]. This method

involved rotating the nut within the path of the laser beam to achieve a precise cut along a closed path, separating the shell into segments without damaging the internal seed. A second low-power laser beam with a specific wavelength was incorporated to optimise process efficiency, allowing differentiation between the shell and the seed through variations in their reflectivity. In this way, the system could automatically detect when the cut was complete and stop the application of the high-power laser. An inert gas jet also dissipated combustion residues, minimising beam attenuation and ensuring precise and rapid cuts [3].

Due to their precision and quality, CO<sub>2</sub> lasers are vital in industrial manufacturing for cutting and drilling various materials, including metals and plastics. They facilitate high-quality welding of metals through localized fusion, ensuring minimal deformation. Additionally, CO<sub>2</sub> lasers are used for thermal treatments like surface hardening, enhancing material properties without altering their structure. Their precision also makes them perfect for marking and engraving, aiding in product customization and traceability in industries like automotive and electronics.

In addition to traditional industrial applications, CO<sub>2</sub> lasers have found innovative uses in the food sector [1]:

**Cooking and Browning:** Techniques using CO<sub>2</sub> lasers for precise cooking and browning of food have been explored, improving efficiency and controlling the organoleptic characteristics of products.

**Selective Laser Sintering:** This technique enables the creation of complex structures from food powders, opening up possibilities for producing customised foods with novel textures.

**Carving and Micro-Perforation:** CO<sub>2</sub> lasers are used for marking food products and creating micro-perforations that enhance subsequent processes such as infusion, marination, or drying, optimising product quality and safety.

Some of the fundamental parameters in CO<sub>2</sub> laser carving [4], [5] are:

**Laser Speed Parameter:** Describes the movement of the laser head. Fast speeds lead to short exposure times, while slow speeds result in long ones. For highly detailed photo engravings on wood, the speed should not exceed 10%. This setting also affects the quality of the laser cut. Note that cutting and engraving speeds are not comparable. Essentially, cutting is slower than engraving. A "high" cutting speed is 10%.

**Percentage of Power Used:** High power is generally required for dark wood or stamp engravings, whereas low values are used for materials such as paper.

**Power Used:** The power parameter describes the output power of the laser, with 100% being the maximum power.

**Pulses per Inch (PPI):** The PPI parameter determines how many laser pulses per inch are used for engraving. A higher PPI means the laser performs more pulses per inch, resulting in smoother and more precise edges. However, it can also generate more heat, which may cause burns on sensitive materials.

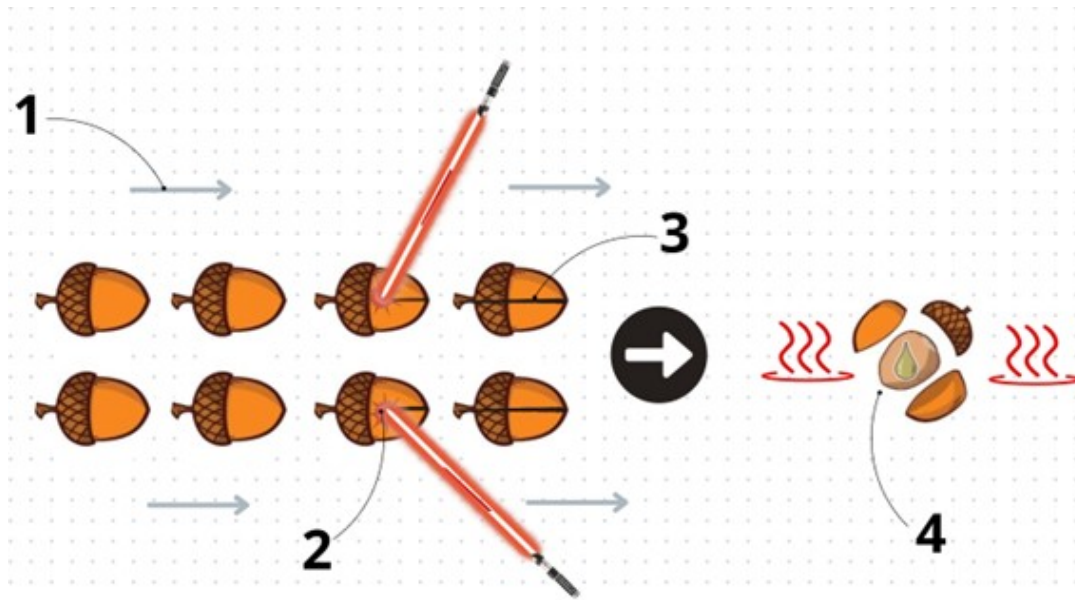
## 4. Methodology

The process explores the internal stress of the acorn shell, which contracts during the drying stage due to water loss. Due to the longitudinal cut performed only in the shell, its contraction during the drying stage enables the fruit's core to be easily exposed, allowing a clean separation of shell and core, figure 2. Both will have different uses down the line. The benefits of a laser cut, or incision, solely of the shell are in the process's velocity, maintenance, and cleanliness. Alternative and commonly used mechanical cuts tend to present uneven results, producing unwanted cumulative dust in the equipment and increasing maintenance and cleaning factory downtime.



**Figure 2:** Shelling of the acorn with the help of the carving process

A plan divided into two main stages was developed for an automated system of longitudinal carving with a CO<sub>2</sub> laser on acorns to favour their shelling, figure 3: The design of a positioning and feed system to place the acorn along the carving line; and the experimental analysis of the CO<sub>2</sub> laser carving parameters. The schematic representation in Figure 3 shows the processing expected by the Acorn Carving Machine, where the acorns continue to move (1) towards the CO<sub>2</sub> laser (2), generating the surface carving (3), which will then carve, separating shell and core in the dehydration process (4).



**Figure 3:** Desired line of acorn carving process

#### 4.1. Supply and positioning system design

An automated system was designed, including a vibrating table for the uniform and controlled feeding of the acorns, a conveyor belt with an appropriate profile to align the acorns longitudinally, and one strategically placed CO<sub>2</sub> laser tube.

#### 4.2. Determination of Carving Parameters

As mentioned in Section 3, the experimentation was based on varying one of these variables while keeping the others constant:

- The laser speed parameter
- Percentage of power used

#### 4.3. Laser carving tests

The tests were conducted in the FabLab laboratory at the Polytechnic Institute of Bragança (IPB), which houses a CNC machine, the Portlaser X252, equipped with an 80 W CO<sub>2</sub> laser.

Acorns collected from the Santa Apolónia Campus (IPB) were used for the carving tests. The experiment proceeded by varying the operational parameters, such as the laser exposure time and the percentage of the power used, until the precise carving was achieved. The objective was to avoid completely cutting the acorn shell and prevent burning the area surrounding the carved section.

The output of this experiment is the optimal configuration that would ensure carving without burning the shell, confirming the use of lasers for this type of process.

Modifying the laser exposure time on the shell (laser translation speed) will make it possible to prevent the burning of the shell and core. The slower the speed, the longer the laser acts on the same shell area, increasing the likelihood of burning.

The carving depth can be controlled by adjusting the laser power. Excessive power would completely cut through the shell, potentially damaging the acorn's core, Figure 4.



Figure 4: Excessive use of power for carving

## 5. Results

The CO<sub>2</sub> laser acorn carving line developed in this article is represented in the block diagram, figure 5.

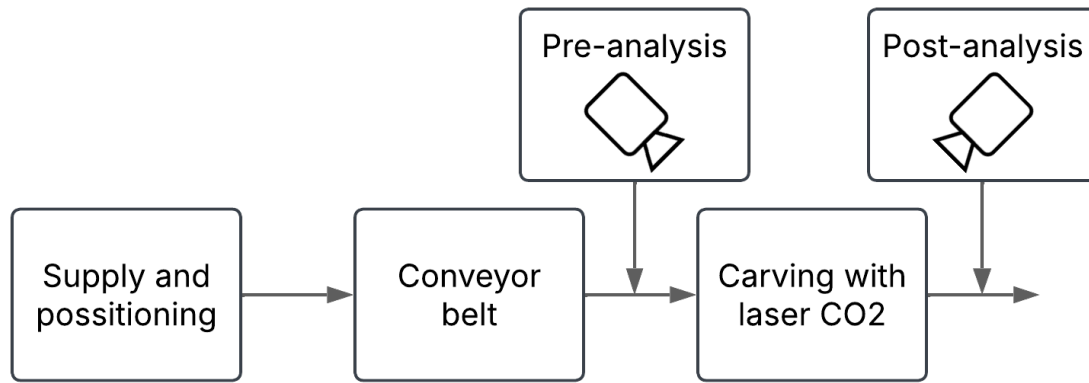


Figure 5: Carving line process

### 5.1. Supply and positioning system design

The feeding of the production line will include a mechanical pre-selection of the acorns, preventing those too large for the laser's power to carve and avoiding the introduction of unwanted materials such as stones and branches, as well as undesired organic material from the forests. This mechanical pre-selection was done by using a vibrating sieve with calibrated holes.

Once pre-selection is complete, the acorns dropped by gravity onto a conveyor belt. This belt must have a suitable profile to accommodate the acorns and position them to be ready for laser carving.

### 5.2. Determination of carving parameters

During the tests, the parameters were adjusted until an ideal result was obtained, which was achieved with an exposure of 6 seconds and 50% of the laser power (40W), figure 6, table 1.



Figure 6: Ideal acorn carving

### 5.3. Pre and post-carving analysis

The intelligent analysis system collects relevant information before carving, including dimensions and modelled shell thickness. Once the longitudinal incision is made with the laser, the system evaluates

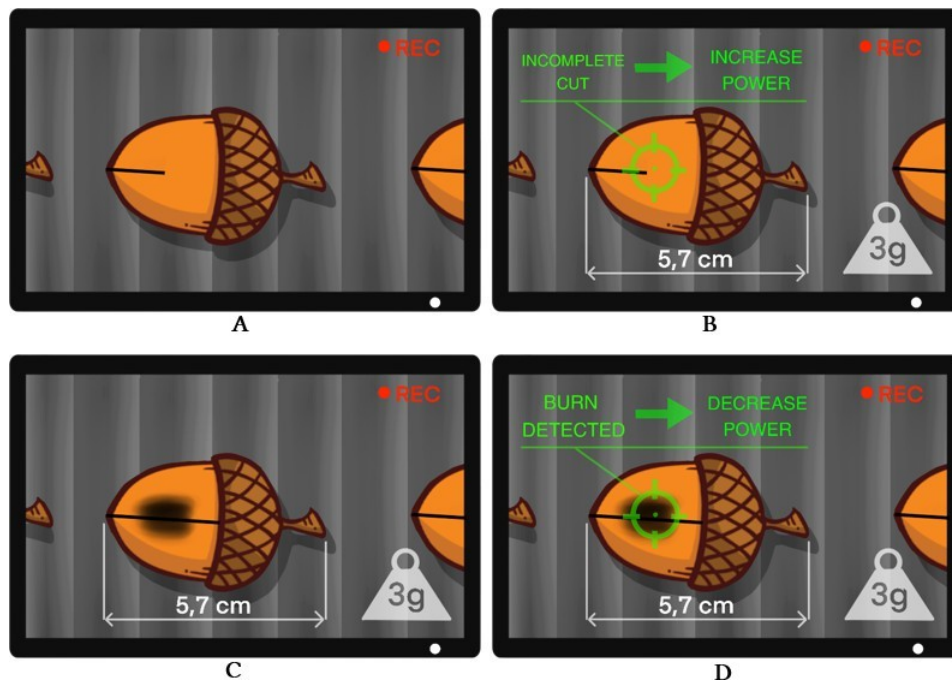
**Table 1**

Carving results from the 80 W CO<sub>2</sub> laser for the acorn depicted in figure 6

Exposure time (s)	Power (%)	Power (W)
1.0	90	72.0
1.5	70	56.0
0.4	95	76.0
0.2	98	78.4
2.0	70	56.0
4.0	70	56.0
4.0	50	40.0
6.0	50	40.0

the quality of the carving and the ease of shell opening, providing feedback that allows the database to be optimised and the laser parameters adjusted for future iterations, figure 7.

The adaptive control of laser power (*W*), scanning speed (*mm/s*), and carving pattern helps minimise thermal damage to the kernel, reduce energy consumption, and improve the uniformity of the opening. Preliminary results indicate that the system can self-adjust in real time, improving carving efficiency with each production cycle.



**Figure 7:** Sketch of the post-carving optical analysis

Figure 7 presents a sketch of the different decision-making of the Smart System, where after analysing the acorn, it can detect two possible problems; an incomplete carving, figure 7A and 7B, or a burnt shell, figure 7C and figure 7D.

After the prototype phase, the entire system for acorn carving using CO<sub>2</sub> laser technology is being designed and prepared for industrial implementation. This system aims to automate the carving process of acorn shells with precision and efficiency, ensuring minimal damage to the kernel. Integrating advanced sensors and an intelligent control system will optimise the process, adapting to each acorn's varying sizes and characteristics. The design phase includes the application of standard current of-the-shelf CO<sub>2</sub> lasers tailored for this application. Furthermore, the system is designed to seamlessly integrate into existing food industry production lines, providing a scalable solution for large-scale operations. By focusing on automation and precision, the system will not only improve the efficiency

of acorn shelling but also enhance the consistency and quality of the final product, making it a viable solution for the food industry.

## 6. Conclusions

This research demonstrates the successful application of CO<sub>2</sub> laser technology in automating the carving of acorn shells. By integrating intelligent systems into the process, the research addresses key challenges, such as the lack of size uniformity in acorns and the need for precise carving to avoid kernel damage. The proposed approach optimises laser parameters, including exposure time and power, to achieve efficient and controlled carving, enhancing shell removal during subsequent processing.

One of the strengths of this work lies in the design of an automated system incorporating a vibrating table for pre-selection, a conveyor belt for proper alignment, and adaptive control mechanisms for real-time parameter adjustment. This setup ensures uniformity in the carving process while minimising thermal damage to the kernel and reducing energy consumption.

The experimental results validate the effectiveness of the optimised parameters—6 seconds of exposure time and 40 W laser power—in achieving precise longitudinal incisions without excessive burning or shell breakage. Furthermore, incorporating an intelligent analysis system enables pre- and post-carving evaluations, facilitating a self-optimising process that improves with each production cycle.

This research exemplifies the potential of CO<sub>2</sub> laser technology in the food industry and demonstrates the feasibility of automating complex processes. However, there is room for future exploration, such as implementing mechanisms to automatically discard unsuitable acorns due to size or shell burning, further enhancing the system's efficiency and robustness.

## Aknowledgments

The authors thank Fundação para a Ciência e Tecnologia - FCT - I.P. through PRIMA/0005/2022, within the scope of the project MEDACORNET - Rescuing acorns as a Mediterranean traditional superfood.

## Declaration on generative AI

In the process of preparing this paper, the authors utilized ChatGPT and Grammarly to identify and correct grammatical errors, typographical errors, and spelling problems. After using these tools, the authors have carefully reviewed and edited the content as needed and take full responsibility for the final publication.

## References

- [1] E. Puértolas, I. Pérez, X. Murgui, Potential of co<sub>2</sub> laser for food processing: Applications and challenges, *Critical Reviews in Food Science and Nutrition* 64 (2024) 7671–7685. URL: <https://doi.org/10.1080/10408398.2023.2188954>, doi: 10.1080/10408398.2023.2188954.
- [2] C. Williams, CO<sub>2</sub> industrial laser systems and applications, Springer Netherlands, Dordrecht, 1993, pp. 141–161. URL: [https://doi.org/10.1007/978-94-011-1570-4\\_7](https://doi.org/10.1007/978-94-011-1570-4_7). doi:10.1007/978-94-011-1570-4\_7, dOI: 10.1007/978-94-011-1570-47.
- [3] C. K. N. Patel, Method for shelling of nuts with a laser beam, 1982. URL: <https://patents.google.com/patent/US4358467A/en>, patent: Patent/US4358467A/en.
- [4] C. Pérez-Salinas, M. Riera, C. Tonato, Estudio experimental sobre el corte con láser de co<sub>2</sub> a baja potencia, del compuesto de plástico reforzado con fibras naturales, *Enfoque UTE* 11 (2020) 55–68. URL: <https://www.redalyc.org/journal/5722/572263177007/html/>, doi: 10.29019/enfoqueute.v11n3.572.
- [5] Trotec Laser, What do the laser parameters mean?, 2025. URL: <https://www.troteclaser.com/en-us/helpcenter/materials/laser-parameter/laser-parameters-definition>, Accessed: 2025-03-14.