

CRISIS
COUNSELING WXYZ

SAFETY AND SECURITY ENGINEERING IV



WITPRESS

EDITORS M. Guarascio, G. Reniers,
C.A. Brebbia & F. Garzia

SAFETY AND SECURITY ENGINEERING IV

WIT Transactions on the Built Environment, Volume 117

Safety & Security Engineering, due to its special nature, represents an interdisciplinary area of research and applications that brings together, in a systemic view, many disciplines of engineering, from the most traditional to the most advanced and novel.

Safety & Security Engineering is characterized by a totally new approach since it first analyzes the hazard context not only by means of traditional tools but also by means of risk analysis techniques and then manages the above mentioned context through technical solutions, installations, systems, human resources and procedures to prevent and face incidental events, natural and voluntary, that could damage people or goods.

The purpose of the fourth International Conference on Safety and Security Engineering (SAFE 2011) was to continue to provide a forum for the presentation and discussion of the most recent developments in the theoretical and practical aspects of Safety and Security Engineering. The papers in this volume cover the following topics: Infrastructure Protection; Risk Analysis, Assessment and Management; Public Safety and Security; Modelling and Experiments; Construction Safety and Security; Transportation and Road Safety; Safety of Users in Road Evacuation; Emergency and Disaster Management; Process Safety and Security; Emerging Issues in Safety.

Titles of related interest:

Pervasive Systems and Ubiquitous Computing

A. GENCO and S. SORCE
ISBN: 978-1-84564-482-6
eISBN: 978-1-84564-483-3
Published 2010 / 160pp

Communication Systems Theory and Applications

J. ANATORY and N. THEETHAYI
ISBN: 978-1-84564-416-1
eISBN: 978-1-84564-417-8
Published 2010 / 192pp



Email: witpress@witpress.com
www.witpress.com

ISBN: 978-1-84564-522-9
ISSN (online): 1743-3509
ISSN (print): 1746-4498

ISBN 978-1-84564-522-9



9 781845 645229

SAFETY AND SECURITY ENGINEERING IV

WIT*PRESS*

WIT Press publishes leading books in Science and Technology.

Visit our website for new and current list of titles.

www.witpress.com

WIT*eLibrary*

Home of the Transactions of the Wessex Institute.

Papers presented at SAFE IV are archived in the WIT eLibrary in volume 117 of
WIT Transactions on The Built Environment (ISSN 1743-3509).

The WIT eLibrary provides the international scientific community with immediate and
permanent access to individual papers presented at WIT conferences.

Visit the WIT eLibrary at www.witpress.com.

FOURTH INTERNATIONAL CONFERENCE ON
SAFETY AND SECURITY ENGINEERING

SAFE IV

CONFERENCE CHAIRMEN

M. Guarascio
University of Rome 'La Sapienza', Italy

G. Reniers
University of Antwerp, Belgium

C.A. Brebbia
Wessex Institute of Technology, UK

F. Garzia
University of Rome 'La Sapienza', Italy

INTERNATIONAL SCIENTIFIC ADVISORY COMMITTEE

H. Al-Humaidi	F.X. Josset
S. Conway	F. Maestas
E. De Winne	F. Santos
E.M.M. Fonseca	D. Santos-Reyes
M. Holicky	T. Takahashi
G. Janszen	V. Tesar

Sponsored by

WIT Transactions on the Built Environment
International Journal of Safety and Security Engineering

Organised by

Wessex Institute of Technology, UK
University of Antwerp, Belgium
University of Rome 'La Sapienza', Italy

SAFETY AND SECURITY ENGINEERING IV

Editors:

M. Guarascio

University of Rome 'La Sapienza', Italy

G. Reniers

University of Antwerp, Belgium

C.A. Brebbia

Wessex Institute of Technology, UK

F. Garzia

University of Rome 'La Sapienza', Italy

WITPRESS Southampton, Boston



Editors:

M. Guarascio

University of Rome 'La Sapienza', Italy

G. Reniers

University of Antwerp, Belgium

C.A. Brebbia

Wessex Institute of Technology, UK

F. Garzia

University of Rome 'La Sapienza', Italy

Published by

WIT Press

Ashurst Lodge, Ashurst, Southampton, SO40 7AA, UK

Tel: 44 (0) 238 029 3223; Fax: 44 (0) 238 029 2853

E-Mail: witpress@witpress.com

<http://www.witpress.com>

For USA, Canada and Mexico

Computational Mechanics Inc

25 Bridge Street, Billerica, MA 01821, USA

Tel: 978 667 5841; Fax: 978 667 7582

E-Mail: infousa@witpress.com

<http://www.witpress.com>

British Library Cataloguing-in-Publication Data

A Catalogue record for this book is available
from the British Library

ISBN: 978-1-84564-522-9

ISSN: 1746-4498 (print)

ISSN: 1743-3509 (on-line)

The texts of the papers in this volume were set individually by the authors or under their supervision. Only minor corrections to the text may have been carried out by the publisher.

No responsibility is assumed by the Publisher, the Editors and Authors for any injury and/or damage to persons or property as a matter of products liability, negligence or otherwise, or from any use or operation of any methods, products, instructions or ideas contained in the material herein. The Publisher does not necessarily endorse the ideas held, or views expressed by the Editors or Authors of the material contained in its publications.

© WIT Press 2011

Printed in Great Britain by Quay Digital, Bristol.

All rights reserved. No part of this publication may be reproduced, stored in a retrieval system, or transmitted in any form or by any means, electronic, mechanical, photocopying, recording, or otherwise, without the prior written permission of the Publisher.

Contents

Section 1: Infrastructure protection

- Collecting, archiving, and utilizing critical infrastructure information
S. Conway, R. Cameron, S. Hermann & J. P. Nelson..... 3
- Knowledge management for the protection of critical infrastructures
N. Gronau, T. Röchert-Voigt & N. Proske..... 13
- Seismic vulnerability of masonry infilled reinforced concrete
frame structures
A. Madan 23
- A parsimonious model for the safety assessment of horizontal curves
using data from rural roads
E. Matsoukis 35

Section 2: Risk analysis, assessment and management

- Economic analysis of safety risks in construction
F. M. Almeida Santos, A. R. Costa & A. Soeiro..... 51
- Are cell phones safe?
H. B. Wolfe 59
- Lithuanian energy security level assessment based on
indicator dependence
J. Augutis, R. Krikštolaitis & S. Pečiulytė 71
- Probabilistic models for risk assessment of disasters
A. Lepikhin & I. Lepikhina 83

Optimal values of seismic design coefficients considering variations of indirect economic losses <i>J. García-Pérez</i>	91
--	----

Section 3: Public safety and security

The integrated security system of the Senate of the Italian Republic <i>G. Contardi, F. Garzia & R. Cusani</i>	103
---	-----

Organisational Resilience: understanding and identifying the essential concepts <i>B. M. Braes & D. J. Brooks</i>	117
--	-----

Local safety and security planning in Finland <i>R. Molarius, J. Keränen, H. Kojo & J. Wallenius</i>	129
---	-----

Key drivers of customer value in business-to-business security guard services <i>M. Jähi</i>	137
---	-----

Optimal grid pattern model for search and rescue operation in dipterocarp forest research methodology <i>S. N. Alsagoff</i>	149
--	-----

Section 4: Modelling and experiments

The target reliability and design working life <i>M. Holický</i>	161
---	-----

High temperatures in parallel or perpendicular wood grain direction: a numerical and experimental study <i>E. M. M. Fonseca & L. M. S. Barreira</i>	171
--	-----

A study for a fire spread mechanism of residential buildings with numerical modeling <i>C.-S. Ahn & J.-Y. Kim</i>	185
--	-----

Consequence modelling of a dust explosion <i>N. A. Rahman & M. S. Takriff</i>	197
--	-----

Customer orientation as a driving force to build innovative networks in security business <i>K. Palomäki</i>	207
---	-----

Spatially modeled high detail population and climate prospects for a European transect: an outlook to future patterns of vulnerability <i>C. Aubrecht, K. Steinmocher, M. Köstl, J. Züger & W. Loibl</i>	219
--	-----

A model for predicting THM presence in networks of water supply systems <i>F. Osorio, D. Ribes, A. González-Martínez, J. M. Poyatos & P. García</i>	233
---	-----

Traffic safety: non-linear causation for injury severity <i>M. Mougeot & R. Azencott</i>	241
---	-----

Ignition of cellulose fuel beds by hot metal particles <i>S. Scott, R. Hadden, A. Yun, C. Lautenberger & A. C. Fernandez-Pello</i>	253
---	-----

Section 5: Construction safety and security

Probabilistic and fuzzy fault-tree analyses for modelling cave-in accidents <i>H. M. Al-Humaidi</i>	267
--	-----

Personal protection rails for strong impacts <i>J. C. Pomares Torres, E. G. Segovia Eulogio & R. Irlés Más</i>	277
---	-----

Robustness: key property of modern structures <i>M. Sykora, M. Holický & J. Markova</i>	289
--	-----

Floor-to-ceiling vertical safety nets <i>S. Romero, P. Riquelme, R. Irlés & E. Segovia</i>	301
---	-----

Temperature analysis on fire resistance experiments of partially encased beams <i>P. A. G. Piloto, A. B. R. Gavilán & L. M. R. Mesquita</i>	313
---	-----

Section 6: Transportation and road safety

Security of multimodal dangerous freight transport: the way forward <i>G. L. L. Reniers</i>	327
--	-----

Development of outcomes based national road and rail safety performance measures <i>B. P. Hughes & S. Hopkins</i>	337
---	-----

Evaluation of two Countdown Pedestrian Signal displays for pedestrian safety <i>S. A. Arhin, E. C. Noel & M. Lakew</i>	349
--	-----

Analysis of vessel traffic and safety assessment of the Soya Strait <i>N. Sawano, S. Hamada & T. Arola</i>	361
---	-----

**Section 7: Safety of users in road evacuation
(Special session organised by Prof. F. Russo)**

A statistical approach to analyze user behaviour in road evacuation <i>F. Russo & G. Chilà</i>	377
---	-----

Dynamic vehicle routing in road evacuation: route design experimentation <i>A. Polimeni & A. Vitetta</i>	391
---	-----

Within-day traffic assignment and signal setting in road evacuation: a procedure with explicit path enumeration <i>F. A. Marcianò, G. Musolino & A. Vitetta</i>	403
---	-----

The planning process and logical framework approach in road evacuation: a coherent vision <i>F. Russo & C. Rindone</i>	415
--	-----

Section 8: Emergency and disaster management

Dynamics of complex coordination during disease outbreak <i>F. Bdeir, L. Hossain, J. Crawford, C. Kewely & J. Carter</i>	429
---	-----

Emergency action plans: assessment of the main elements for dam break flood maps <i>A. P. Veról, M. G. Miguez & F. C. B. Mascarenhas</i>	441
--	-----

GIS: a common operational picture for public safety and emergency management <i>J. Perdikaris</i>	455
---	-----

Section 9: Process safety and security

Fluidics: the answer to problems of handling hazardous fluids <i>V. Tesar</i>	465
--	-----

Influence of inerts on explosion limits of hybrid mixtures <i>J. Serafin & J. Damec</i>	479
--	-----

Section 10: Emerging issues in safety
(Special session organised by Dr. F. A. Maestas)

Modeling safety and security, state of the art <i>F. A. Maestas</i>	487
--	-----

Advancements in simulations for evacuation, hazardous chemical exposure and active shooter engagements <i>J. L. Smith</i>	499
---	-----

Safety oversight of lasers in the U.S. Air Force <i>M. D. Gifford</i>	511
--	-----

Author index	521
---------------------------	-----

High temperatures in parallel or perpendicular wood grain direction: a numerical and experimental study

E. M. M. Fonseca & L. M. S. Barreira

Department of Applied Mechanics, Polytechnic Institute of Bragança, Bragança, Portugal

Abstract

The high vulnerability of wood due to accidental conditions requires a rigorous thermal and mechanical assessment. In this work, an experimental and numerical study will be presented to determine the char-layer evolution in pine wood cross-section, submitted at high temperatures due to an anaerobic process. A non-linear thermal and transient analysis will be conducted using the numerical program. A thermal unit and electro ceramic resistances will be used during the experimental program. The evolution of a char-layer by the orientation of different fibres will be determined. The experimental results obtained with several wood samples will be compared using a numerical program with a finite element formulation.

Keywords: pine wood, grain direction, char-layer, high temperatures, experimental study, numerical study.

1 Introduction

Wood is a natural material and is submitted to many constantly changing influences. Wood as a construction material presents many advantages due its high strength and stiffness to height ratios [1]. The main advantages of timber constructions, relative to the use of other materials, are: ease of construction and maintenance, pleasant appearance, renewable resource, lightweight. The combustion and the chemical phenomena, occurring in wood, during an accidental situation at high temperatures, is a complex study issue. When wood structures are exposed to high temperatures, the burned wood becomes a char-layer which loses all strength, but it delays the rise in temperature in the core of material. The speed at which charring depth advances in the material is called the



charring rate. This parameter is more or less constant and mainly depends on the density and the moisture content of wood. The charring rate has been studied in different countries by many researchers [2–4] using different types of specimens exposed to the standard time-temperature curve. Safety rules and others guidelines should be useful and used for wood applications. The fire safety of this type of material involves prevention, inhibition and detection. This involves appropriate design rules, installation, construction and maintenance of the wood material in different applications. Wood combustion is slow and regular, and its behaviour is predictable. If wood is submitted to a sufficient heat, a degradation thermal process (pyrolysis) occurs, producing gases accompanied by loss in serviceable cross-section and its weight. The factors which affect the burning behaviour of wood will determine the charring rate. These types of factors consider the following: level of radiant heat exposure, formation of char, moisture content, species and dimensions, as reported by [5]. Design models of wood structures at high temperatures take into account the cross-section loss due to char formation [6]. The stiffness and strength of wood significantly decrease with increasing temperature, as reported by [7]. The interface between charred and noncharred wood is the demarcation plane between black and brown material [8] and is characterized by a temperature of 300°C, according Eurocode 5 [10]. The objective of this work is to present an experimental program, which could be used to assess the performance time of pine wood cross-sections, during exposure to high temperatures. The determination of char-layer due to high temperatures applied in parallel or perpendicular to wood grain direction will be tested. As reported in [8] the char in normal wood grain direction, corresponds at one-half in parallel direction. When wood fibre is exposed to significant heat its strength decreases.

Different pine cross-sections will be tested and submitted at high temperatures for different fibres' orientation using a heating power unit, based on electrical resistances. The temperature results will be measured through a wood specimen during time heating exposure and char-layer thickness will be determined. Using a finite element analysis method, with appropriated material properties and boundary conditions, reasonable predictions of char-layer thickness can be also provided. This type of analysis and test is important in safety and structural design because it determines how quickly the cross-section size decreases to a critical level at high temperatures.

2 Physical properties of pine wood

When exposed to fire, wood is subjected to thermal degradation or pyrolysis process. This process and burning wood have been studied extensively by [7, 9, 11], among other researches. Generally, the charring rate is almost directly dependent on the time. The charring depth is the distance between the outer surface of the original member and the position of the char-line, as defined in Eurocode 5 [10]. The char-line is the borderline between the char-layer and the residual cross-section. The position of the char-line should be taken as the position of 300°C isotherm, according Eurocode 5 [10]. To use wood for its best



advantage and efficient engineering application, thermal and mechanical properties should be considered. Thermal and physical wood properties play an important role in heat and mass transfer. The physical pine characteristics used in this work for numerical results are reported in [7], and with a density value equal to 509 kg/m^3 . These authors tested different wood sections at fire conditions, according to the normalized fire curve ASTM E119. The wood sections considered had initial water moisture of between 8% and 9%.

3 Thermal proprieties

The thermal properties of wood vary considerably with temperature. The physical characteristics used for pine wood are referenced by [7], according to table 1. Annex B of Eurocode 5 [10] provides the design values for density, thermal conductivity and specific heat of wood. The values below about 350°C represent the properties of wood and above 350°C represent the properties of char-layer. The following tables summarize the values of the thermal conductivity, the specific heat and density of wood, assuming initial moisture of 12%. The thermal conductivity values of wood are presented in table 2; function of temperature. The thermal conductivity depends on the orientation of the wood grain, as proposed by [12]. According to Spearpoint and Quintiere [12], Forest Products Laboratory [13], the thermal conductivity of wood is approximately 2–2.8 greater along the grain than perpendicular to the grain. Some studies [12], give the range of ratios as between 1.75 and 2.25. As reported by [12, 14] the conductivity of wood along the grain is between 1.5 to 2.8 times the conductivity across the grain. In this work, a value equal to 1.5 of perpendicular or transverse (T) direction was used to calculate the thermal conductivity in parallel or longitudinal (L) direction. Table 1 represents the thermal conductivity used for numerical analysis.

Table 1: Thermal conductivity, k .

Temperature $^\circ\text{C}$	$k(\text{T}) \text{ W/mK}$	$k(\text{L}) \text{ W/mK}$
20	0.12	0.18
200	0.15	0.225
350	0.07	0.105
500	0.09	0.135
800	0.35	0.525
1200	1.50	2.25

The specific heat of wood increases with temperature but is practically independent of species density [12]. Table 2 represents the values of specific heat according to Eurocode 5 [10]. The peak verified for a value equal to 100°C is related to moisture wood evaporation. Moisture in wood affects mass and volume.

The density of wood is primarily dependent on the species and also varies in individual tree [12]. Any wood moisture will also affect the value of density



Table 2: Specific heat, C_p .

Temperature °C	C_p kJ/kgK
20	1.53
99	1.77
99	13.60
120	13.50
120	2.12
200	2.00
250	1.62
300	0.71
350	0.85
400	1.00
600	1.40
800	1.65
1200	1.65

Table 3: Density ratio, ρ .

Temperature °C	ρ
20	$1+w^*$
99	$1+w^*$
120	1.00
250	0.93
300	0.76
350	0.52
400	0.38
600	0.28
800	0.26
1200	0

*w is the initial moisture content.

[12]. The wood strength has a direct correlation with density. Density is presented in kg/m^3 for each specified condition. The density ratio design values for dry softwood using a standard fire exposure are given in table 3, according Eurocode 5 [10].

4 Methodology

For char-layer determination different wood samples were submitted at high temperatures on the top surface, and two alternative methods were used, a numerical model using the finite element method and an experimental program.



4.1 Numerical study

Differential equations are commonly approximated by the finite element method. This method can be used for a variety of different analyses and structural applications. In this work the finite element program *Ansys* was used to modelling and analyse the thermal behaviour of pine wood exposed at high temperatures. A finite plane element (Plane 77), with 2 degrees of freedom per node, is used for thermal and nonlinear transient analysis. The non-linearity due to the thermal properties' dependence (tables 2, 3 and 4) will be taken into account in the numerical program. Using the density ratio presented in table 3 and the physical characteristic of pine wood, the density of the considered specie is also determined and used in the numerical analysis. Temperatures will be determined during transient thermal analysis. Thermal analysis will be performed over sample with 500x180x80mm dimensions. Fig. 1 still represents the mesh and the evolution of the temperatures distribution obtained with the numerical program, considering different thermal conductivity properties, as represented in table 1. An initial wood temperature equal to 16°C was considered, as measured in laboratorial, and the target temperature measured on the wood surface T_{∞} is function of an imposed linear heating rate, following the equation:

$$T_{\infty} = 16 + \frac{800}{3600} t \quad (1)$$

In this equation 800°C/hour represents the heating rate used and t is the time in seconds.




Figure 1: Numerical study at one hour.

It can be observed that the submitted specimen at high temperatures, on the top in the small side, at the end of one hour, presents a maximum temperature of 816°C in the warm surface. As we can see the distance between the top surface and the core wood is more speed in longitudinal sample.

Fig. 2 shows the numerical results of the temperature evolution during time heating exposure, using Eq. (1), through different measured points and considering the dependence of thermal conductivity in grain direction.

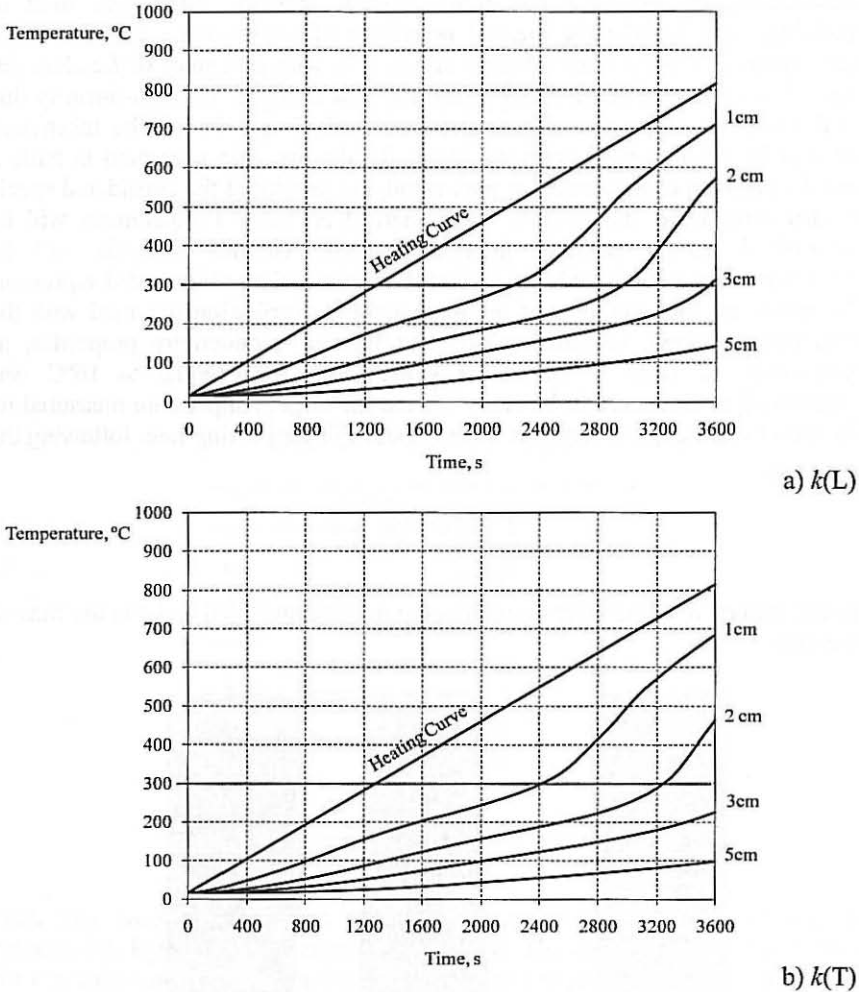


Figure 2: Temperature-time history.

As can be seen, at 300°C only positions at 1 and 2cm present a char-layer for different time instants, using thermal conductivity for longitudinal and transverse direction different. One position more has a char-layer formation when high temperature is in longitudinal direction. During one hour at high temperature exposure, the position of 5cm presents a lowest value of temperature and represents a normal core wood. These results will be compared with the experimental program with different manufactured samples.



4.2 Experimental study

An experimental program was designed to carry out char-layer determination in pine samples, as presented in Fig. 3.




Figure 3: Experimental setup.

The char-layer was measured in five different points using K thermocouples through an MGCPlus data acquisition system. The temperature was measured at different positions 1, 2, 3, 5 and 25cm, from the heating exposure surface using an electrical device system. An electro-ceramic heating system will be used with a thermal power unit of 70kVA. A typical heating curve was used and a programmable controller verifies the temperature during each experimental test. In present work, different pine samples were submitted at one exposure side at high temperatures. Twenty-four samples with dimensions (500x180x80mm) were prepared for experimental tests. Twelve samples are manufactured in longitudinal or parallel to the grain fibres' orientation (L1, L2,... L12) and other twelve in perpendicular grain or transverse orientation (T1, T2,... T12), as represented in Fig. 4.




Figure 4: Samples for experimental study.

5 Results and discussion

Figs. 5, 6, 7 and 8 represent the temperature evolution obtained for different char measured positions, during one hour at high temperatures exposure. The experimental results are compared with the numerical results. In all figures, time heating curve is also represented. Fig. 5 represents the temperature evolution at 1cm from top heating surface, during one hour, for longitudinal samples.



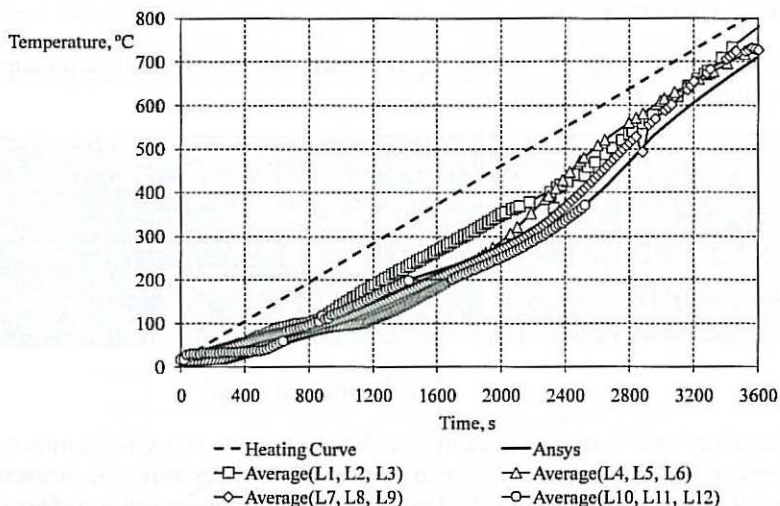


Figure 5: Temperature at 1cm from top surface, (L).

Between 1700s-2300s at high temperature exposure, a char-layer is obtained at 1cm position from top warm surface. For this position and after one hour, the temperature is between 700-800°C for any experimental tests. The obtained temperatures are lesser than the heating unit power curve. On the other hand, the experimental results have a similar behaviour when compared with numerical results. Fig. 6 represents the temperature evolution at 1cm from top heating surface during one hour, for transversal samples.

For transversal samples, at 1cm from top surface, the char-layer starts between 1800s-2400s. After one hour, the temperature is between 600°C-700°C.

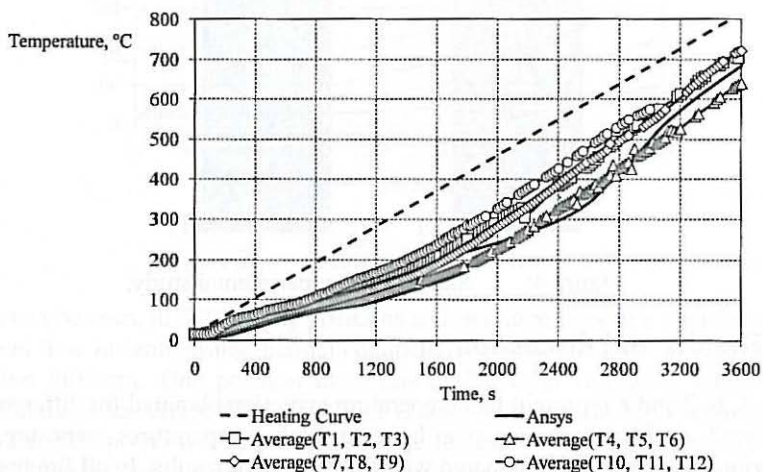


Figure 6: Temperature at 1cm from top surface, (T).



The experimental results are neighbour of the numerical values, when compared with the results in Fig. 5. The wood heating exposure, in the perpendicular grain orientation, delays the char-layer thickness. For 2cm from top surface position and for longitudinal samples, the results are presented in Fig. 7.

At this measurement point and after one hour, the temperature is between 500°C and 600°C. After 2900s the wood is charred, at 2cm from top surface in longitudinal samples. On the other hand, the experimental temperatures are greater when compared with numerical results. The results for this position, but using the perpendicular grain samples manufactured, are represented in Fig. 8.

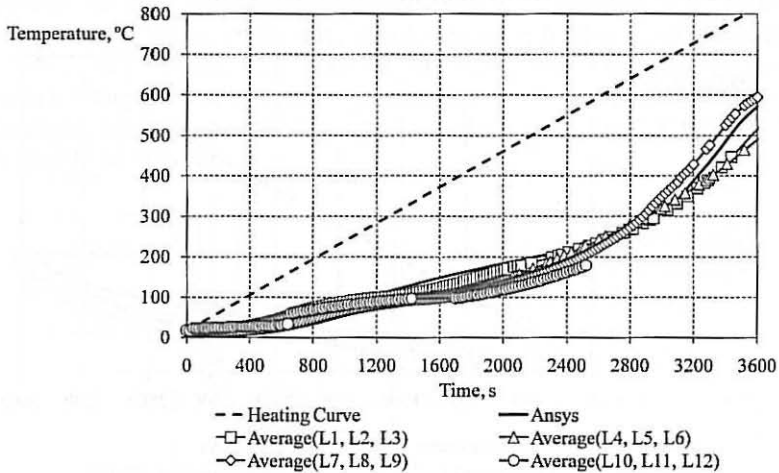


Figure 7: Temperature at 2cm from top surface, (L).

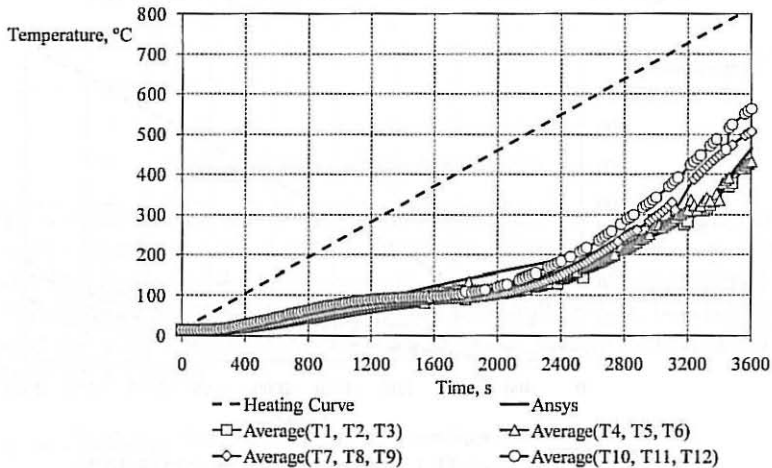


Figure 8: Temperature at 2cm from top surface, (T).



After one hour, the temperature at 2cm from top surface is between 450°C and 550°C. The char-layer at 2cm occurs between 2900s-3200s due high heating exposures. At 3cm from top surface, and before one hour, temperature is still bellow 300°C. For this point and for this time, the wood is noncharred. Fig. 9 and 10 represent the values obtained for this position using longitudinal and transversal samples, respectively.

The measured points at 5 and 25cm have low temperatures during one hour at heating exposure. At 25cm from top surface, wood cross-sections remain at room temperature, 16°C. The average values obtained for different measured points during one hour of exposure heating are shown in table 4.

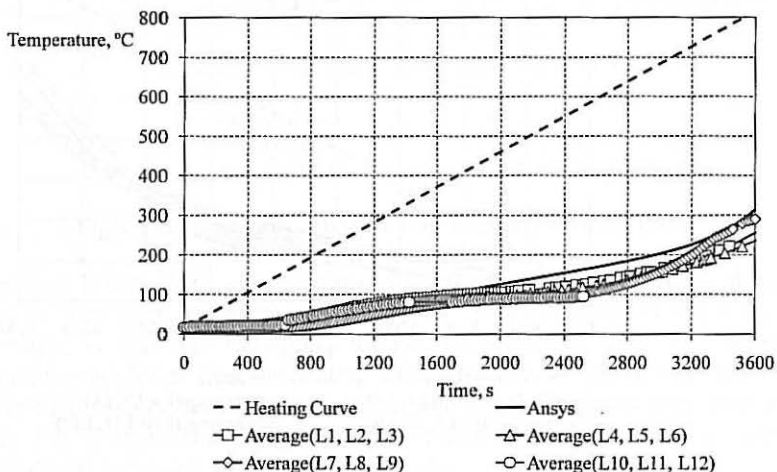


Figure 9: Temperature at 3cm from top surface, (L).

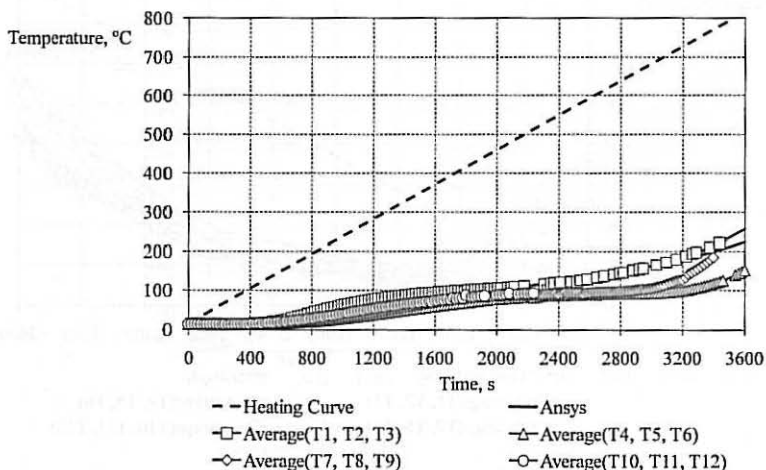


Figure 10: Temperature at 3cm from top surface, (T).



Table 4: Temperatures for one hour of heat exposure.

Position, cm	1	2	3	5
Pine (L), °C	755.2	527.5	266.0	102.0
Pine (T), °C	693.5	481.2	253.8	94.2
Difference between (L) and (T), °C	61.7	46.3	12.2	7.8

The obtained values allow us to conclude that the warm wood in longitudinal orientation has greater temperature when compared with to the warm wood in transversal orientation, for any measured point. The difference values of temperatures are bigger in the zone of the char-layer thickness, when compared with wood core section. At 25cm from top heat surface, temperature remains equal to the initial value of 16°C. Fig. 11 represents the evolution of the average temperature, for different char-layer position, during one hour and half an hour of thermal front exposure.

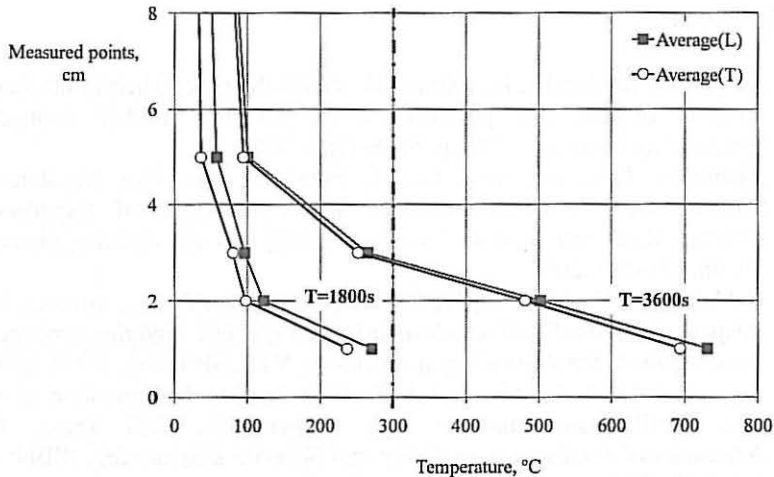


Figure 11: The measured points.

The obtained temperatures values for longitudinal samples are greater than the results obtained with transverse samples, in the same time period. As reported by [7] the char-layer in longitudinal grain orientation is presumed to be higher than transverse orientation. Following some authors [12, 14] charring rate of wood along the grain is higher than across the grain with ratio between them ranging from 1.3 to 2.0.

6 Conclusions

Wood exposed at high temperatures will decompose to provide an insulating char-layer that retards further degradation. The load carrying capacity of a



structural wood member depends upon its serviceable sections [4]. The amount of the cross-section charring is the major in the fire endurance of structural wood members [7]. The pine wood has a greater resistance at high temperatures exposure when compared with other types of woods [4], function of different charring rate and size specimens. This work contributes with an experimental program for evaluation of char-layer thickness in wood elements under high temperatures. Experimental results have shown a difference in charring rate and reproduced reasonably well by numerical results with the thermal properties of Eurocode 5 [10] and a ratio of 1.5 applied by the L/T thermal conductivity. This study it allows to verify the evolution of the temperature and the char-layer throughout a wooden specimen, in different fibres orientation. The experimental results confirm that grain orientation of wood influences the char-layer evolution. The numerical program reveal of great importance also for char-layer determination. The char-layer thickness was calculated with the numerical results obtained from *Ansys* program and compared with experimental tests.

References

- [1] Racher, P., Laplanche, K., Dhima, D. & Bouchair, A., Thermo-mechanical analysis of the fire performance of dowelled timber connection, *Engineering Structures*, **32**, pp. 1148-1157, 2010.
- [2] Njankouo, J.M., Dotreppe, J.C. & Franssen J.M., Fire Resistance of Timbers from Tropical Countries and Comparison of Experimental Charring Rates with Various Models, *Construction and Building Materials*, **19**, pp. 376-386, 2005.
- [3] Hakkarainen, T., Mikkola, E., Östman, B., Tsantaridis, L., Brumer, H. & Piispanen, P., *InnoFireWood-Innovative eco-efficient high fire performance wood products for demanding applications*, VTT, SP Träteck, KTH, 2005.
- [4] Fonseca, E.M.M. & Barreira, L.M.S., Charring rate determination of wood pine profiles submitted to high temperatures, WIT Press, *Third International Conference on Safety and Security Engineering*, ISBN: 978-1-84564-193-1, pp. 449-457, Italy, July, 2009.
- [5] Poon, L. & England, J.P. *Literature Review on the Contribution of Fire Resistant Timber Construction to Heat Release Rate – Timber Development Association*, Warrington Fire Research Ltd., Project20633, **2b**:1-78, 2003.
- [6] Frangi, A., Knobloch, M. & Fontana, M., Fire design of timber slabs made of hollow core elements, *Engineering Structures*, **31**, pp. 150-157, 2009.
- [7] White, R.H. & Dietenberger, M.A., Fire Safety. *Wood Handbook: Wood as an Engineering Material*, Forest Products Laboratory, USDA, **17**, 1999.
- [8] Schaffer, E.L., *Structural Fire Design: Wood*, Forest Products Laboratory, FPL **450**:16p, 1984.
- [9] Schaffer, E.L., *Charring rate of selected woods—transverse to grain*, FPL 69, Forest Products Laboratory, Madison, Wisconsin, 1967.
- [10] EN 1995-1-2, prEN 1995-1-2 (Eurocode 5), *Design of timber structures*, Part 1-2 General-Structural fire design. Brussels: CEN, 2003.



- [11] Lipinkas, D. & Maciulaitis, R., Further Opportunities for Development of the Method for Fire Origin Prognosis, *Journal of Civil Engineering and Management*, **XI(4)**, pp. 299-307, 2005.
- [12] Spearpoint, M.J. & Quintiere, J.G., Predicting the piloted ignition of wood in the cone calorimeter using an integral model – effect of species, grain orientation and heat flux, *Fire Safety Journal*, **36**, pp. 391-415, 2001.
- [13] Forest Products Laboratory, *The wood engineering handbook*, Prentice-Hall, New-Jersey, 1999.
- [14] Cachim, P.B. & Franssen, J.M., Assessment of Eurocode 5 Charring Rate Calculation Methods, *Proceedings of the Fifth International Conference on Structures in Fire*, Singapore, pp. 676-686, May, 2008.

