

Relação entre a Autoperceção do Risco de Disfagia e o Estado Nutricional dos Idosos Institucionalizados

Fabiana Ribeiro¹, Margarida Barros¹, António Fernandes², Lígia Afonso¹, Ana Maria Pereira³

¹- INSTITUTO POLITÉCNICO DE BRAGANÇA, CAMPUS DE SANTA APOLÓNIA, 5300-253 BRAGANÇA, PORTUGAL

²- CIMO, LA SUSTEC, INSTITUTO POLITÉCNICO DE BRAGANÇA, CAMPUS DE SANTA APOLÓNIA, BRAGANÇA, PORTUGAL

³- RESEARCH CENTER FOR ACTIVE LIVING AND WELLBEING (LIVEWELL), INSTITUTO POLITÉCNICO DE BRAGANÇA, BRAGANÇA, PORTUGAL

INTRODUÇÃO

Com o envelhecimento, torna-se mais comum o surgimento de diversas patologias como é o caso do comprometimento da deglutição. Esta condição está fortemente associada a um maior risco nutricional, sendo necessário ter um cuidado redobrado com idosos particularmente institucionalizados.

OBJETIVO

Analisar a relação entre a auto percepção do risco de disfagia e o risco nutricional em idosos institucionalizados do concelho de Baião.

METODOLOGIA



Estudo Transversal, Observacional e Analítico



- Dados Sociodemográficos;
- Mini Nutritional Assessment (MNA);
- Eating Assessment Tool (EAT-10);



36 Idosos Institucionalizados no Concelho de Baião

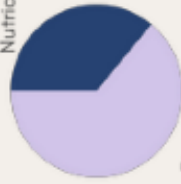
RESULTADOS

	Total MNA	Total EAT-10
Coefficiente de correlação	1,000	0,017
Sig. (2 extremidades)	-	0,820
N	36	36
Coefficiente de correlação	0,0,17	1,000
Sig. (2 extremidades)	0,820	-
N	36	36

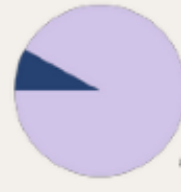
Não se verificou correlação entre variáveis pois p-value >0,05

Tabela 1 - Correlação

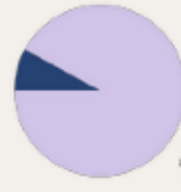
36% Estado Nutricional Normal



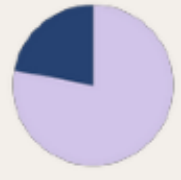
64% Sob Risco Nutricional



8% SIM



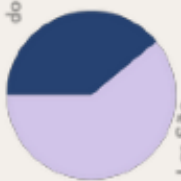
22% Sexo Masculino



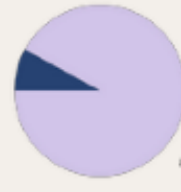
78% Sexo Feminino



61% Lar São Bartolomeu



92% NÃO



39% Lar de Santa Marinha do Zêzere



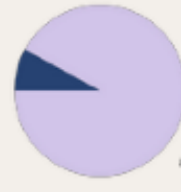
22% Sexo Inquiridos



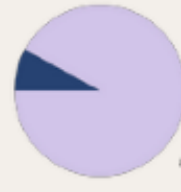
78% Sexo Feminino



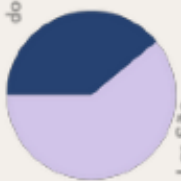
92% NÃO



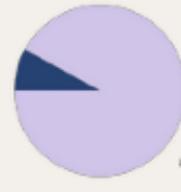
8% SIM



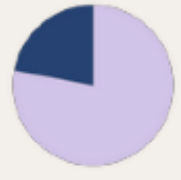
61% Lar São Bartolomeu



92% NÃO



39% Lar de Santa Marinha do Zêzere



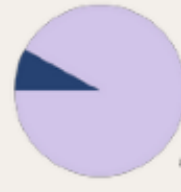
22% Sexo Inquiridos



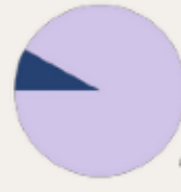
78% Sexo Feminino



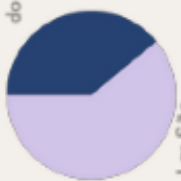
92% NÃO



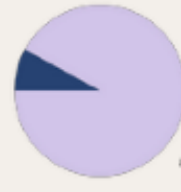
8% SIM



61% Lar São Bartolomeu



92% NÃO



39% Lar de Santa Marinha do Zêzere



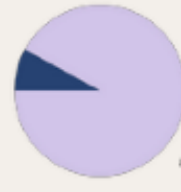
22% Sexo Inquiridos



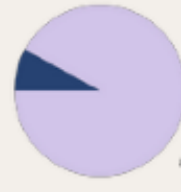
78% Sexo Feminino



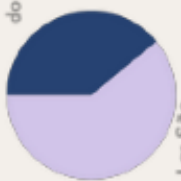
92% NÃO



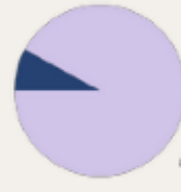
8% SIM



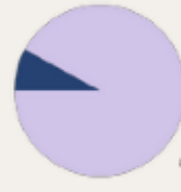
61% Lar São Bartolomeu



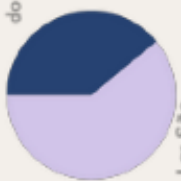
92% NÃO



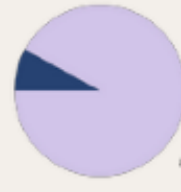
8% SIM



61% Lar São Bartolomeu



92% NÃO



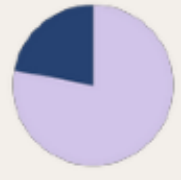
39% Lar de Santa Marinha do Zêzere



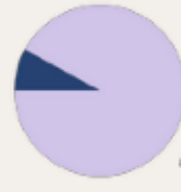
22% Sexo Inquiridos



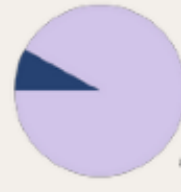
78% Sexo Feminino



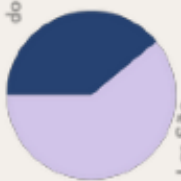
92% NÃO



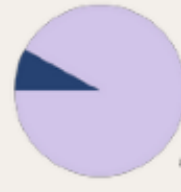
8% SIM



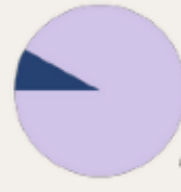
61% Lar São Bartolomeu



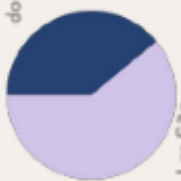
92% NÃO



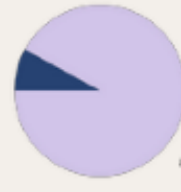
8% SIM



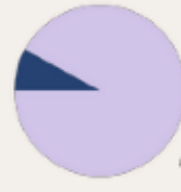
61% Lar São Bartolomeu



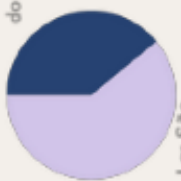
92% NÃO



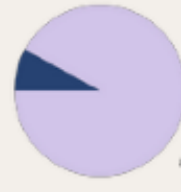
8% SIM



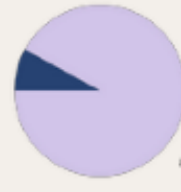
61% Lar São Bartolomeu



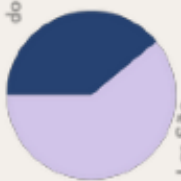
92% NÃO



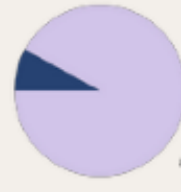
8% SIM



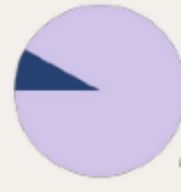
61% Lar São Bartolomeu



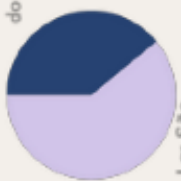
92% NÃO



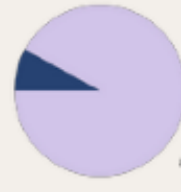
8% SIM



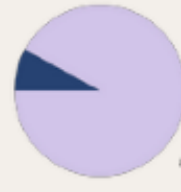
61% Lar São Bartolomeu



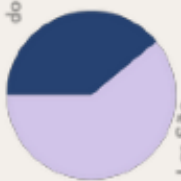
92% NÃO



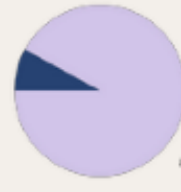
8% SIM



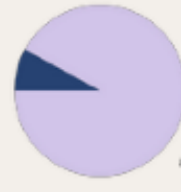
61% Lar São Bartolomeu



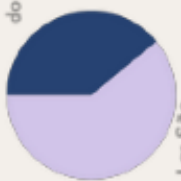
92% NÃO



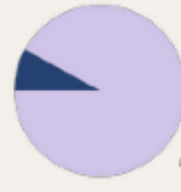
8% SIM



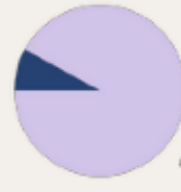
61% Lar São Bartolomeu



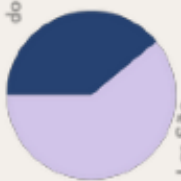
92% NÃO



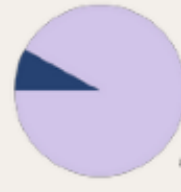
8% SIM



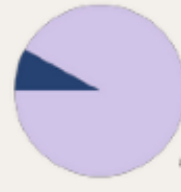
61% Lar São Bartolomeu



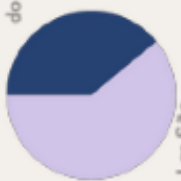
92% NÃO



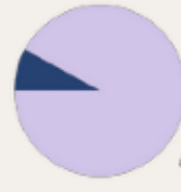
8% SIM



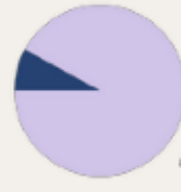
61% Lar São Bartolomeu



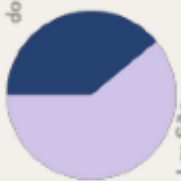
92% NÃO



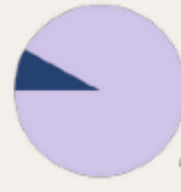
8% SIM



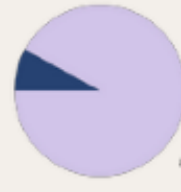
61% Lar São Bartolomeu



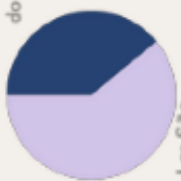
92% NÃO



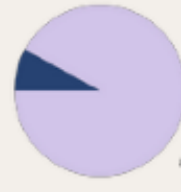
8% SIM



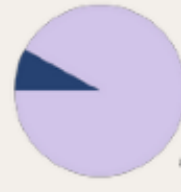
61% Lar São Bartolomeu



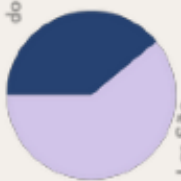
92% NÃO



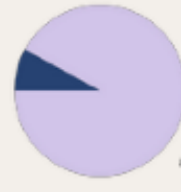
8% SIM



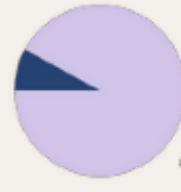
61% Lar São Bartolomeu



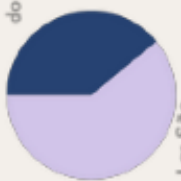
92% NÃO



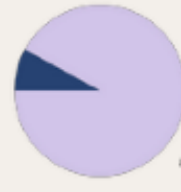
8% SIM



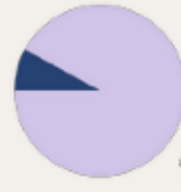
61% Lar São Bartolomeu



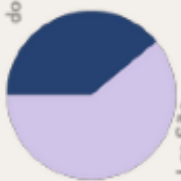
92% NÃO



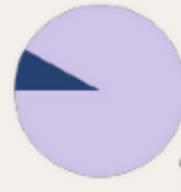
8% SIM



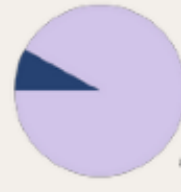
61% Lar São Bartolomeu



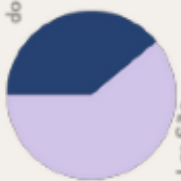
92% NÃO



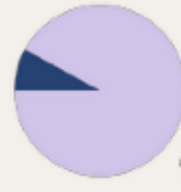
8% SIM



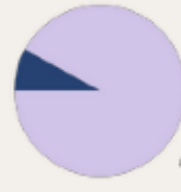
61% Lar São Bartolomeu



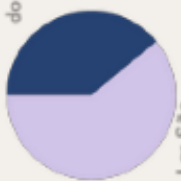
92% NÃO



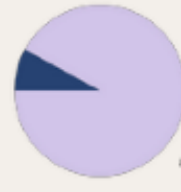
8% SIM



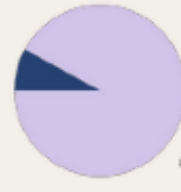
61% Lar São Bartolomeu



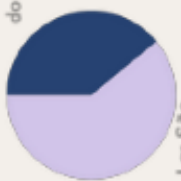
92% NÃO



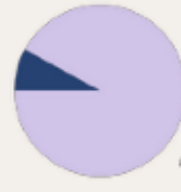
8% SIM



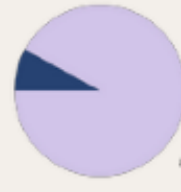
61% Lar São Bartolomeu



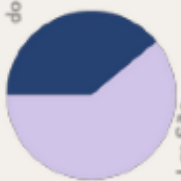
92% NÃO



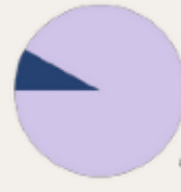
8% SIM



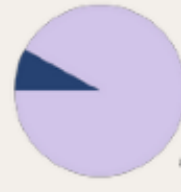
61% Lar São Bartolomeu



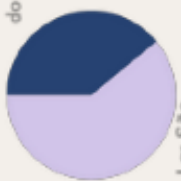
92% NÃO



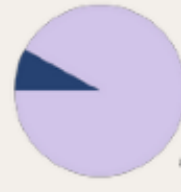
8% SIM



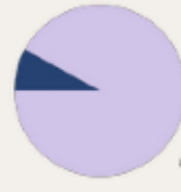
61% Lar São Bartolomeu



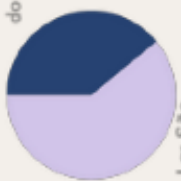
92% NÃO



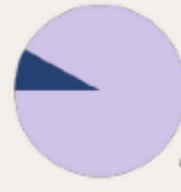
8% SIM



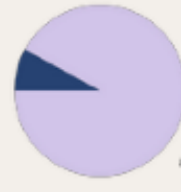
61% Lar São Bartolomeu



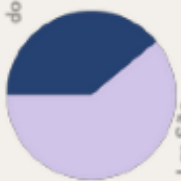
92% NÃO



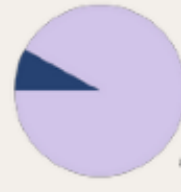
8% SIM



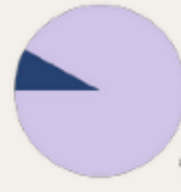
61% Lar São Bartolomeu



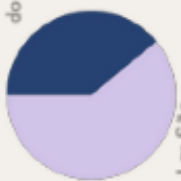
92% NÃO



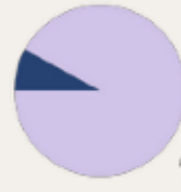
8% SIM



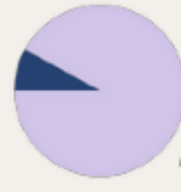
61% Lar São Bartolomeu



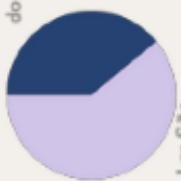
92% NÃO



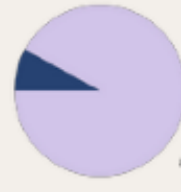
8% SIM



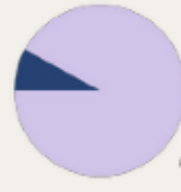
61% Lar São Bartolomeu



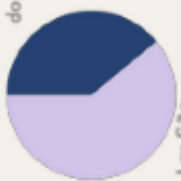
92% NÃO



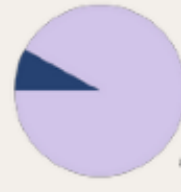
8% SIM



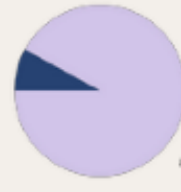
61% Lar São Bartolomeu



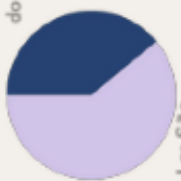
92% NÃO



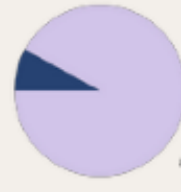
8% SIM



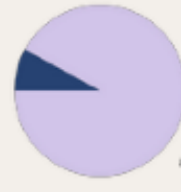
61% Lar São Bartolomeu



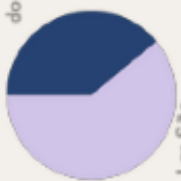
92% NÃO



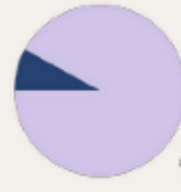
8% SIM



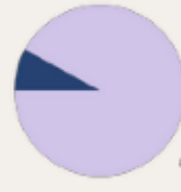
61% Lar São Bartolomeu



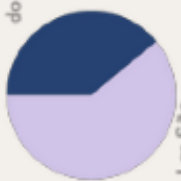
92% NÃO



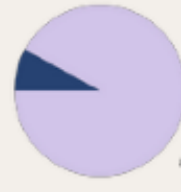
8% SIM



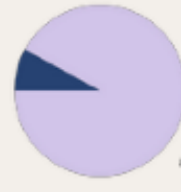
61% Lar São Bartolomeu



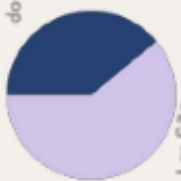
92% NÃO



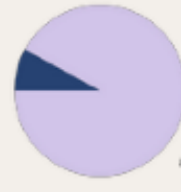
8% SIM



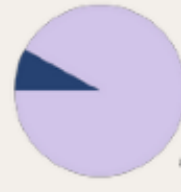
61% Lar São Bartolomeu



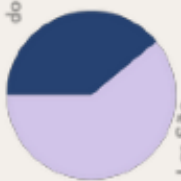
92% NÃO



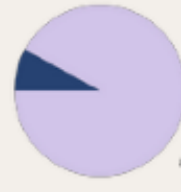
8% SIM



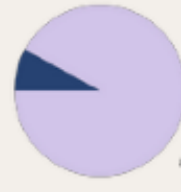
61% Lar São Bartolomeu



92% NÃO



8% SIM



61% Lar São Bartolomeu

