

Advanced Structured Materials

Lucas F. M. da Silva *Editor*

# Materials Design and Applications IV

 Springer

Lucas F. M. da Silva  
Editor

# Materials Design and Applications IV

 Springer

*Editor*

Lucas F. M. da Silva  
Department of Mechanical Engineering  
Faculty of Engineering  
University of Porto  
Porto, Portugal

ISSN 1869-8433

ISSN 1869-8441 (electronic)

Advanced Structured Materials

ISBN 978-3-031-18129-0

ISBN 978-3-031-18130-6 (eBook)

<https://doi.org/10.1007/978-3-031-18130-6>

© The Editor(s) (if applicable) and The Author(s), under exclusive license to Springer Nature Switzerland AG 2023

This work is subject to copyright. All rights are solely and exclusively licensed by the Publisher, whether the whole or part of the material is concerned, specifically the rights of translation, reprinting, reuse of illustrations, recitation, broadcasting, reproduction on microfilms or in any other physical way, and transmission or information storage and retrieval, electronic adaptation, computer software, or by similar or dissimilar methodology now known or hereafter developed.

The use of general descriptive names, registered names, trademarks, service marks, etc. in this publication does not imply, even in the absence of a specific statement, that such names are exempt from the relevant protective laws and regulations and therefore free for general use.

The publisher, the authors, and the editors are safe to assume that the advice and information in this book are believed to be true and accurate at the date of publication. Neither the publisher nor the authors or the editors give a warranty, expressed or implied, with respect to the material contained herein or for any errors or omissions that may have been made. The publisher remains neutral with regard to jurisdictional claims in published maps and institutional affiliations.

This Springer imprint is published by the registered company Springer Nature Switzerland AG  
The registered company address is: Gewerbestrasse 11, 6330 Cham, Switzerland

## About This Book

This volume of *Advanced Structured Materials* contains selected papers presented at the 4th International Conference on Materials Design and Applications 2022 (MDA 2022), held in Porto, Portugal, during July 7–8, 2022. The goal of the conference was to provide a unique opportunity to exchange information, present the latest results as well as to discuss issues relevant to materials design and applications. The focus is on fundamental research and application areas in the field of the design and application of engineering materials, predominantly within the context of mechanical engineering applications. This includes a wide range of materials engineering and technology, including metals, e.g., lightweight metallic materials, polymers, composites, and ceramics. Advanced applications include manufacturing of new materials, testing methods, multi-scale experimental and computational aspects. Approximately, 110 papers were presented by researchers from nearly 25 countries.

In order to disseminate the work presented in MDA 2022, selected papers were prepared which resulted in the present volume dedicated to *Materials Design and Applications IV*. A wide range of topics are covered resulting in 11 papers dealing with metals, composites, additive manufacturing, design, forming, and joining. The book is a state of the art of materials design and applications and also serves as a reference volume for researchers and graduate students working with advanced materials.

The organizer and editor wish to thank all the authors for their participation and cooperation, which made this volume possible. Finally, I would like to thank the team of Springer-Verlag, especially Dr. Christoph Baumann, for the excellent cooperation during the preparation of this volume.

August 2022

Lucas F. M. da Silva

# Contents

## Part I Metals

<b>1</b>	<b>Microstructure and Strength Properties of the Mg-Zn-Ca-Er Alloy Produced by Spark Plasma Sintering (SPS) Method</b> .....	3
	Sabina Lesz, Bartłomiej Hrapkowicz, and Małgorzata Karolus	
1.1	Introduction .....	3
1.2	Material and Methods .....	6
	1.2.1 Material .....	6
	1.2.2 Experimental Procedure .....	6
1.3	Results and Discussion .....	7
1.4	Conclusions .....	12
	References .....	12

## Part II Composites

<b>2</b>	<b>Coir and Hop Fibres: Tensile Characterization and Comparison Between Fibres from Distinct Climates</b> .....	17
	J. Aguirar, J. Rocha, L. Queijo, and J. E. Ribeiro	
2.1	Introduction .....	17
	2.1.1 Natural Fibres .....	19
2.2	Experimental Procedure .....	20
	2.2.1 Hop Fibre Extraction Method .....	20
	2.2.2 Specimen Manufacturing .....	20
	2.2.3 Tensile Test .....	22
2.3	Results and Discussion .....	22
2.4	Conclusions .....	25
	References .....	26

# Coir and Hop fibres: Tensile characterization and comparison between fibres from distinct climates

J. Aguirar<sup>1</sup>, J. Rocha<sup>1</sup>[0000-0001-7945-4192], L. Queijo<sup>1</sup> and J.E. Ribeiro<sup>1,2</sup>[0000-0001-6300-148X]

<sup>1</sup> Polytechnic Institute of Bragança, C. Sta. Apolónia, 5300-253 Bragança, PT  
juliaaguiar@alunos.utfpr.edu.br, jrocha@ipb.pt, lqueijo@ipb.pt

<sup>2</sup> CIMO, C. Sta. Apolónia, 5300-253 Bragança, PT  
jrribeiro@ipb.pt

**Abstract.** The human behaviour has significantly affected the climate. Because of that the pursue of new alternatives for non-renewable materials has increased. In that scenario the use of natural fibre to substitute synthetic ones in composite materials has also increased. In this work two types of natural fibres from different regions and climates were evaluated and compared. The evaluated fibres were Coir from Brazil and Hop from Portugal. Also were evaluated two different extraction methods for the hop batches, boiling in NaOH and maceration in water. To evaluate the composite mechanical characteristics, seven tensile tests were performed in each fibre batch, according to ASTM C 1557-14 – Standard Test Method for Tensile Strength and Young’s Modulus of Fibres, and the average tensile strength for each one was calculated. The highest value of ultimate tensile strength was brought by the hop extracted with the boiling in NaOH method and resulted in an average of 16 MPa.

**Keywords:** Green Composite, Natural Fibre Composites, Tensile Strength.

## 1 Introduction

The effect of human behavior on global changes is undeniable. The agenda of sustainable development has been widely in focus trying to find ways to continue with the socio-economic development in a more conscious way.

At the beginning of the 1990s, the concept of Ecological footprint was developed by Mathis Wackernagel and William Rees, which measured the human demand on the biosphere [1]. Since then, the global concern with carbon emissions and greenhouse effects has increased. In 1997 the Kyoto protocol was signed aiming to reduce the emission of greenhouse gases [2]. All that leads to sustainable development and intense research targeting the use reduction of non-renewable materials, such as petroleum-based plastics and substituting them for renewable materials.

The challenge of substituting these materials is huge, that’s why extensive research of natural sources is necessary. Nowadays, natural fibres are increasingly gaining space as an alternative to synthetic fibres and the technological development involved

in the expansion of these materials is directly connected with consumers demands and expectations.

The use of natural plant fibres can be traced back more de 10.000 years. They were used about 8.000 B.C, in the Middle East and China, for textiles. In about 650 B.C. the Babylonians used it for burial purposes [3], and over time the plant fibres were always present.

Faruk et al. [4] called this century the cellulosic century because of the vast number of renewable plant resources for products that are being discovered. The natural fibres are usually residues from primary processing of agricultural materials [5], and all over the world there is a huge variety of plant residues with potential to be used as natural fibres.

In addition to the growth region other parameters have influence in the characteristics of the fibres, as the sowing time [6], the sowing density [7], if there is an irrigation system. Many of these parameters are being explored, but the research still is a little restrict to some types of fibres that are more common, as flax [8,9], hemp [6,10], jute [11], sisal [12] and Coir [13–15].

In industry, the natural fibres isolated have no huge application, so they are combined with different matrices to create composites. These can be polymeric matrices, cement matrices, or other types that are being widely studied for different applications as natural fibre composites (NFC).

The NFCs already have a space in the commercial markets for value-added products, especially in the automotive sector. Although, to achieve other markets NFCs need to ensure high-quality performance, serviceability, durability, and reliability standards[4]. That's why the natural fibres research is increasing.

Some types of NFCs have already been widely studied and are already used in the industry, for example, the flax yarns that were accepted and established in the high-price segment and used in a hybrid composite with glass fibres used in prototypes of leaf springs of a narrow-gauge railroad[16].

There are hemp fibres being studied for bio-composites with epoxy matrix, evaluating the difference between different epoxy resins [10]. And comparisons between different fibres and different weight percentages in the composites [17].

It's also used as an insulating material for the automobile industry. Evaluating noise reduction, sound absorption, thermal resistance, biodegradability, antibacterial and antifungal characteristics. The use of light-weighted, green, environmentally friendly, and biodegradable fibres as insulating materials provided comparable acoustic properties and thermal resistance with the commercial insulating materials [18]. Hop bine fibres have already been used in the paper industry [19]. The coir-fibre has been used for lightweight vehicle applications [13].

As seen before natural fibres have a huge potential for usage, mainly as composites reinforcement. For that reason, this work aims to characterize different types of natural fibres in different regions of the world. The Coir was brought from Brazil and is also widely produced in India, which is the biggest producer in the world. The Hop was produced in Bragança, Portugal, but is also widely produced in many other countries such as the United States and Germany.

In this work is proposed to characterize some mechanical properties of coir and hop natural fibres and compare the obtained results.

## 1.1 Natural Fibres

The natural fibres can be classified according to their sources. They can be animal fibres, that are generally comprised of proteins. Mineral fibres that are mainly occurring fibre or slightly modified fibre processed from minerals, or plant fibres that can be extracted from different parts of the plants, such as bast, leaf, seed, fruit, or stalk [20].

**Coconut fibre/Coir.** The coconut fibre, also called Coir, is extracted from the drupe of the coconut tree, *Cocos nucifera*, that is from the Palm family, *Arecaceae*. There are two types of coconut fibres, the brown and the white ones. The brown fibres are extracted from the mature coconut, they are thick, strong and have high abrasion resistance. The white fibres are extracted from the immature coconut, they are smoother and finer than the brown ones but are also weaker [12]. The coconut fibre is composed of hemicellulose, cellulose and lignin in percentages as shown in Table 1.

**Table 1.** Coir chemical composition [4]

Fibre	Cellulose (wt%)	Hemicellulose (wt%)	Lignin (wt%)
Coir	32-43	0.15-0.25	40-45

**Hop fibre.** The Hop fibre is extracted from the hop plant, *Humulus lupulus*, a member of the family *Cannabaceae*, the same as hemp. The Hop plant is mostly grown for its flower and after its harvesting the plant is cut and considered waste.

The Hop fibre is composed of cellulose, lignin and ash as shown in Table 2.

**Table 2.** Hop chemical composition [21]

Fibre	Cellulose (wt%)	Hemicellulose (wt%)	Lignin (wt%)
Hop	84 ± 1.6	6.0 ± 0.2	2.0 ± 0.1

## 2 Experimental Procedure

### 2.1 Hop fibre extraction method

The hop fibres were extracted using two different methods, boiling in NaOH and maceration in water and were named Hop 1 and Hop 2, respectively.

The first method was based on Bredemann [22] procedure. The fibres were extracted from random medium plants, with no distinguishment between what part of

the bast was. The samples were boiled in a 0.35% NaOH solution for 1.5 hours to separate the bark from the nucleus. Succeeding, the bark was boiled in a 2% NaOH solution, washed with tap water and dried at a temperature of 70° C without any positioning of the fibre.

In the second method, the fibres were also extracted from random medium plants, with no distinguishment between what part of the bast was. The samples were submerged in water until the bark comes off. The water was renewed three times to reduce de Ph variation.


## 2.2 Specimen manufacturing

The Coir was bought from a Brazilian industry that sells brown coconut fibres for gardening. The samples were untangled from the fibre tangles, Figure 1. As the objective was to compare the two types of fibres, the coir was chosen to have almost the same thickness, 1 millimeter. After being chosen they were cut 9 millimeters in length.



**Fig. 1.** Coir tangled fibres

The samples of hop fibre, extracted as described before, also from tangles, Figure 2, were also chosen to have thickness close to 1 millimetre and cut with 9 millimetres in length.



**Fig. 2.** a) Hop 1 Tangle b) Hop 2 Tangle

The fibres were weighted in a 4 decimal Laboratory Weighing Balance (ADA model 210/C). The mean masses are presented in Table 3.

**Table 3.** Mean masses, standard deviation.

Sample	Mean mass (g)	$\sigma$
Coir	0.0170	0.004454
Hop 1	0.013825	0.003913
Hop 2	0.0048	0.00033

After the mass evaluation, the samples were prepared for the tensile test. The samples were fixed in paper supports with masking tape, figure 3, according to ASTM C1557, and identified with LC for the first hop batch, LE for the second hop batch and C for the coir batch and numbers from 1 to 8. Figure's 2 sample, for example, is the first sample of the second hop batch.



**Fig. 3.** Sample example

All the samples have the same gage length, 4 millimetres.

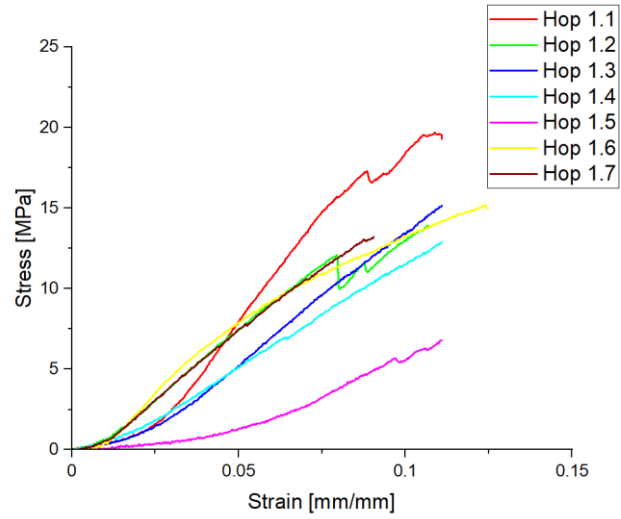
### **2.3 Tensile test**

After that, the samples were tested in a universal test machine, Shimadzu Autograph AGS-X 10Kn, with a constant deformation velocity of 5mm/min.

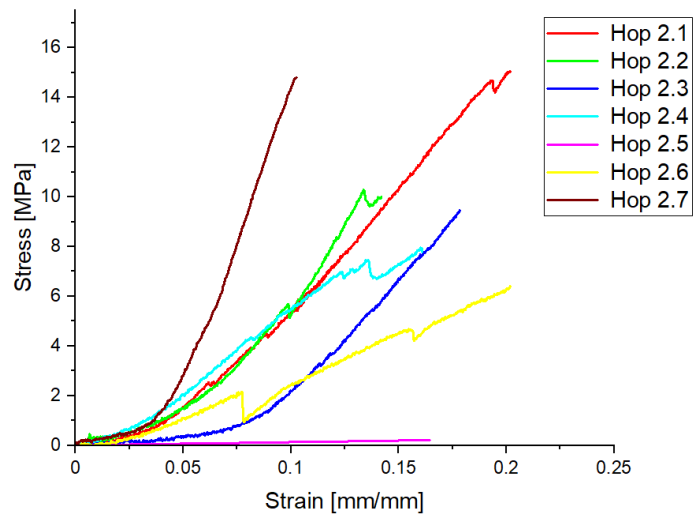
For each batch were made 7 samples, tested following the ASTM C 1557-14 – Standard Test Method for Tensile Strength and Young's Modulus of Fibres.

## **3 Results and discussion**

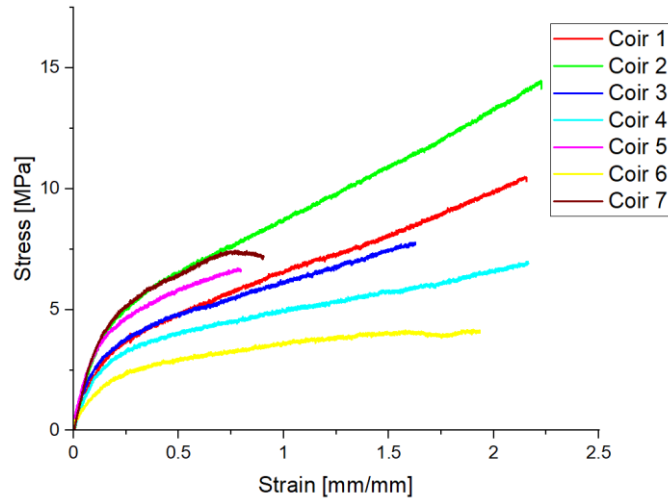
The test machine returned the displacement in millimetres, the force in newtons and the time in seconds. With this information and the gage length the stress and strain were calculated. The graphs were plotted and are presented in Figures 4, 5 and 6.



**Fig. 4.** Hop 1: Stress vs. Strain



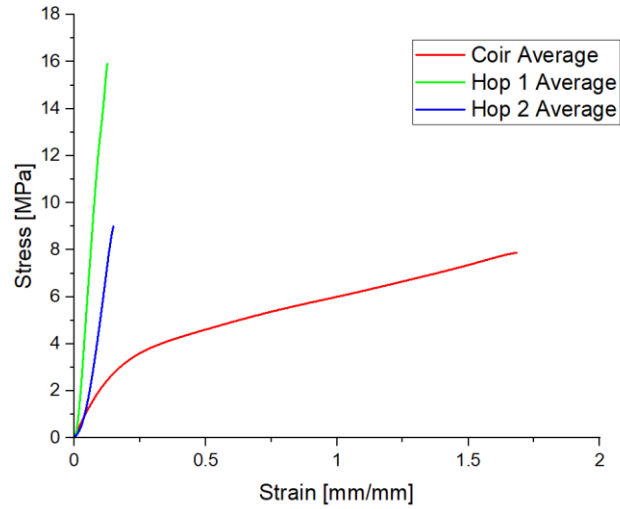
**Fig. 5.** Hop 2: Stress vs. Strain



**Fig. 6.** Coir: Stress vs. Strain

The significant variability of the results between the samples of the same batches is due to the difficulty of tensile test on single lignocellulosic fibres. Many factors have influence in the results, as test parameters and conditions, plant characteristics as the source and age of the plant, the processes of fibre extraction and the presence of defects [22,23]. As some of these parameters could not be controlled it's not possible to determine what is the source of the variation.

To compare the behaviour between the three batches the average stress-strain curve was determined for each material. In Figure 7 is presented a comparison between the three average stress-strain curves.



**Fig. 7.** Comparison: Stress vs. Strain (average)

Based on the stress-strain curves the young's modulus was calculated for each sample and its values and standard deviation are presented in Table 4.

**Table 4.** Young's modulus and standard deviation.

Sample	Young's modulus [MPa]	$\sigma$
Coir	40.5	8.6
Hop 1	16.1	5.8
Hop 2	30.8	3.9

The values of the Coir Young's modulus are considerably smaller than the values that are seen in the literatures, that are around 4-6 GPa [24,25]. In these works the researchers had control in the extraction method, something that was not possible here because the fibres were bought already extracted.

The exact extraction method that was used to these fibres is not known. These fibres were bought from a gardening supply's company so, probably the integrity of the fibre was not the main concern in the extraction. This is one of the possible explanations for the difference in the Young's modulus.

Also, with the graphs, the force to failure was extracted for each sample and it's presented in Table 5 with its standard deviation.

**Table 5.** Ultimate Tensile Strength and standard deviation.

Sample	Ultimate Tensile Strength [MPa]	$\sigma$
Coir	7.90	1.98
Hop 1	16.00	3.23
Hop 2	9.03	4.71

As seen in the results the standard deviation was very high for the hop fibres batches, and it's due to the difficulty of tensile test on single lignocellulosic fibres, as explained before.

It was expected that the results for the hop fibre batches would be similar to the results for hemp and cotton fibres [26], but they were considerably different. The difference may possibly be because of the lack of distinguishment between what part of the bast was, causing a considerable variation in the results between samples and the expected results.

Combined with that both batches of the hop fibres were not positioned in an aligned way for the drying process. They were tangled, as shown in Figures 1 and 2, so when the samples were extracted only the strongest fibres were in conditions to be used in the test, the fibres that were thinner or had any type of defect couldn't even be aligned to be fixed in the test supports.

In the coir fibre samples, these problems were not seen. But many coir samples fractured near or in the gripping area which may be because of the fragilization of the extraction method or because of fragilization generated by the gripping method.

## 4 CONCLUSIONS

These are preliminary results for the use and comparison of these two fibre types. There are already many studies with the coir, but the use of the hop fibres has not been profoundly investigated. At the beginning of this research, the results are satisfactory and the major conclusion that can be assumed is that the extraction method must be improved to generate samples more standardized.

To have greater conclusions the tests have to be repeated making improvements in the fibre's extraction methods and controlling the other parameters to understand which parameters interfere the most in the test results.

## Acknowledgements

The authors acknowledge the financial by Fundação para a Ciência e a Tecnologia (FCT) under the strategic grants UIDB/00690/2020. This research work was also partially funded by EXPL2021CIMO\_01.

## References

1. Wackernagel M, Galli A. An overview on ecological footprint and sustainable development: A chat with Mathis Wackernagel. Vol. 2, International Journal of Ecodynamics. 2007. p. 1–9.
2. KYOTO PROTOCOL TO THE UNITED NATIONS FRAMEWORK CONVENTION ON CLIMATE CHANGE UNITED NATIONS. 1998.
3. Mwaikambo LY, Mwaikambo LY. Review of the history, properties and application of plant fibres Investigation of the Performance of Cotton Woven Fabrics View project REVIEW OF THE HISTORY, PROPERTIES AND APPLICATION OF PLANT FIBRES [Internet]. Vol. 7, African Journal of Science and Technology (AJST) Science and Engineering Series. 2006. Available from: <https://www.researchgate.net/publication/284760719>
4. Faruk O, Bledzki AK, Fink HP, Sain M. Biocomposites reinforced with natural fibers: 2000-2010. Vol. 37, Progress in Polymer Science. 2012. p. 1552–96.
5. Zhao X, Copenhaver K, Wang L, Korey M, Gardner DJ, Li K, et al. Recycling of natural fiber composites: Challenges and opportunities. Vol. 177, Resources, Conservation and Recycling. Elsevier B.V.; 2022.
6. Hall J, Bhattarai SP, Midmore DJ. The Effects of Different Sowing Times on Maturity Rates, Biomass, and Plant Growth of Industrial Fiber Hemp. Journal of Natural Fibers. 2013 Jan;10(1):40–50.
7. Irigoyen Bueno G, Eduardo Pinto Castro Ribeiro João da Rocha Silva Romeu Rony Cavalcante da Costa J. Efeitos da densidade de plantação, fertilização azotada e método de extração nas propriedades mecânicas de fibras de cânhamo.
8. Graupner N, Lehmann KH, Weber DE, Hilgers HW, Bell EG, Walenta I, et al. Novel low-twist bast fibre yarns from flax tow for high-performance composite applications. Materials. 2021 Jan 1;14(1):1–27.
9. Kandemir A, Longana ML, Panzera TH, del Pino GG, Hamerton I, Eichhorn SJ. Natural fibres as a sustainable reinforcement constituent in aligned discontinuous polymer composites produced by the HiPerDiF method. Materials. 2021 Apr 2;14(8).
10. Colomer-Romero V, Rogiest D, García-Manrique JA, Crespo JE. Comparison of mechanical properties of hemp-fibre biocomposites fabricated with biobased and regular epoxy resins. Materials. 2020 Dec 2;13(24):1–8.
11. Arulmurugan S, Venkateshwaran N. Effect of nanoclay addition and chemical treatment on static and dynamic mechanical analysis of jute fibre composites. Polimeros. 2019;29(4).
12. Ekundayo G. Reviewing the Development of Natural Fiber Polymer Composite: A Case Study of Sisal and Jute. American Journal of Mechanical and Materials Engineering. 2019;3(1):1.
13. Tan C, Chong K, Thangavelu SK, Charlia Sia C. Development of coir-fiber-reinforced nanocomposite for shell eco marathon vehicle body application. In: Materials Today: Proceedings. Elsevier Ltd; 2021. p. 4950–4.

14. Thu Huyen B, Hanh Nguyen D, Thu Huyen BUI T, Boutouil M, Hanh NGUYEN D, Sebaibi N. A Simple Review of Using Coconut Fiber as Reinforcement in Composite [Internet]. Available from: <https://www.researchgate.net/publication/344883615>
15. Ali M. Coconut Fibre-A Versatile Material and its Applications in Engineering [Internet]. Available from: <http://www.claisse.info/Proceedings.htm>
16. Graupner N, Lehmann KH, Weber DE, Hilgers HW, Bell EG, Walenta I, et al. Novel low-twist bast fibre yarns from flax tow for high-performance composite applications. *Materials*. 2021 Jan 1;14(1):1–27.
17. Yun KK, Hossain MS, Han S, Seunghak C. Rheological, mechanical properties, and statistical significance analysis of shotcrete with various natural fibers and mixing ratios. *Case Studies in Construction Materials*. 2022 Jun;16:e00833.
18. Cai Z, Faruque MA al, Kiziltas A, Mielewski D, Naebe M. Sustainable lightweight insulation materials from textile-based waste for the automobile industry. *Materials*. 2021 Mar 1;14(5):1–21.
19. Haunreiter KJ, Dichiara A, Gustafson R. Structural and chemical characterization of hop bine fibers and their applications in the paper industry. *Industrial Crops and Products*. 2021 Dec 15;174.
20. Saxena M, Pappu A, Sharma A, Haque R, Wankhede S. Composite Materials from Natural Resources: Recent Trends and Future Potentials. In: *Advances in Composite Materials - Analysis of Natural and Man-Made Materials*. InTech; 2011.
21. Bredemann G. Nachtrag Zu Der Arbeit: Nährstoffaufnahme Und Nährstoffbedarf Der Fasernesseln. *Journal of Plant Nutrition and Soil Science*. 1944;205–9.
22. Fiore V, di Bella G, Valenza A. The effect of alkaline treatment on mechanical properties of kenaf fibers and their epoxy composites. *Composites Part B: Engineering*. 2015;68:14–21.
23. Liu D, Han G, Huang J, Zhang Y. Composition and structure study of natural *Nelumbo nucifera* fiber. *Carbohydrate Polymers*. 2009 Jan 5;75(1):39–43.
24. Ali M. Coconut Fibre - A Versatile Material and its Applications in Engineering. MATEC Web of Conferences 17. 2014 Available from: MATEC Web of Conferences ([matec-conferences.org](http://matec-conferences.org))
25. Biswas S, Ahsan Q, Cenna A, Hasan M, Hassan A. Physical and mechanical properties of jute, bamboo and coir natural fiber. *Fibers and Polymers*. 2013 Oct;14(10):1762–7.
26. Reddy N, Yang Y. Properties of natural cellulose fibers from hop stems. *Carbohydrate Polymers*. 2009 Jul 19;77(4):898–902.