

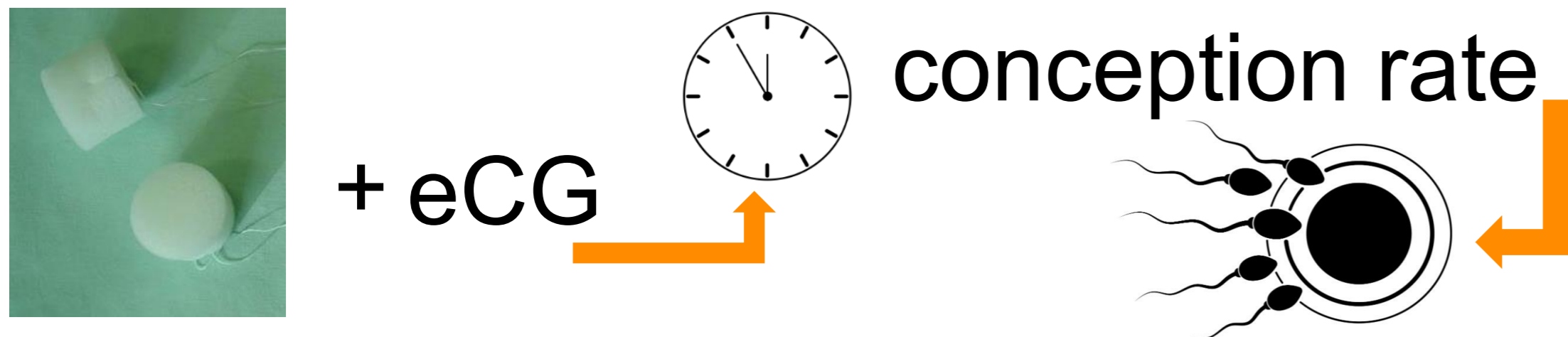
The effect of eCG dose and storage time of cooled semen on the conception rate of Portuguese Churra Galega Bragançana ewes

Samanta A. Meireles^{1,2}, Mayara O. Cezário^{*2}, Liliana M. S. dos Santos¹, Helder M. P. Quintas¹, Ramiro C. Valentim¹, Daiane M. Silva²

¹Bragança Polytechnic University, Bragança/Trás-os-Montes, Portugal; ²Federal Institute of Education, Science and Technology of South of Minas Gerais (IFSULDEMINAS), Machado/Minas Gerais, Brazil.

*Graduate student – mayara.cezario@alunos.ifsuldeminas.edu.br

Introduction




Objectives

- eCG dose 400 IU versus 500 IU
- 5°C (-3, -2, -1, and 0 days)
- CGB

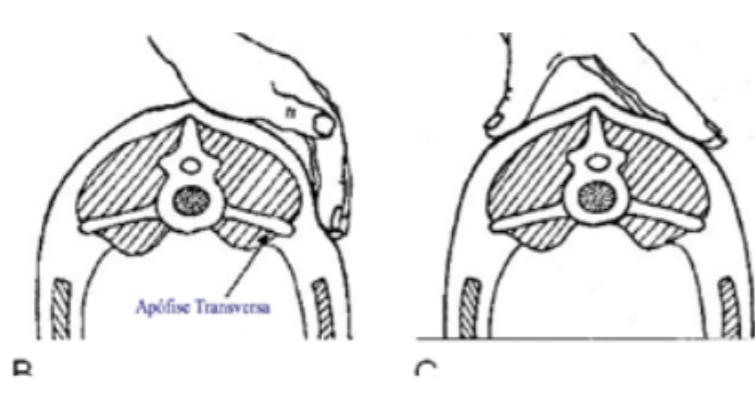


Material and Methods


- From April 8 to May 30, 2024



79 CGB ewes were used



condition score of 2.0 to 4.5




2 and 8 years

FGA (20 mg) + 100 mg cloprostenol



Day 1

sponge removal + eCG



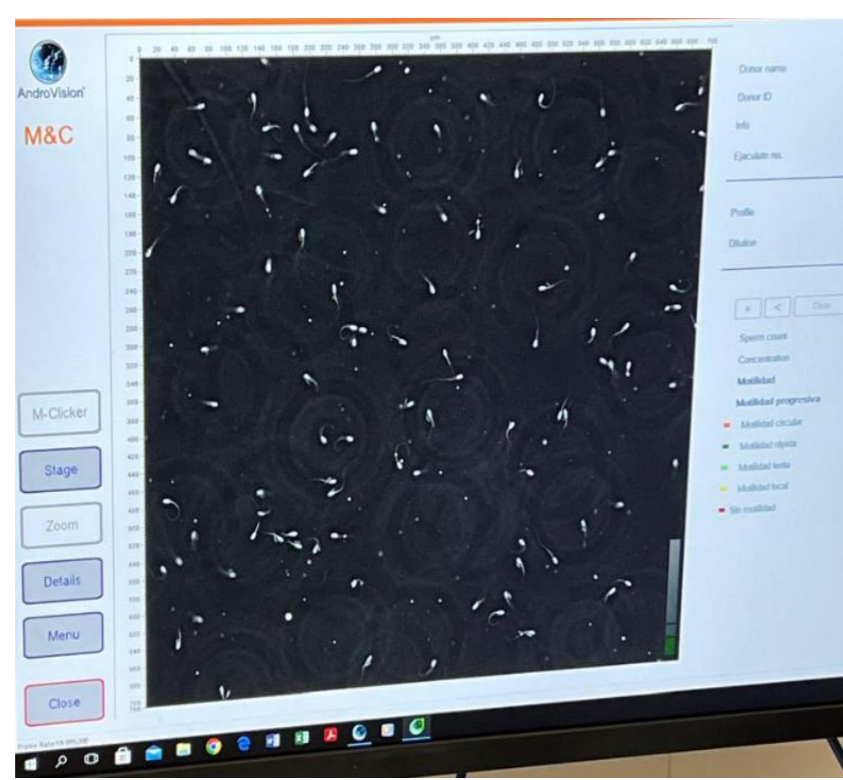
400 UI 500 UI

Day 7

IA



55 + 1 Hours



- 200 x 10⁶ spermatozoa
- Viability of 75%

Results

- The average conception rate was 89.9%

eCG dose (UI)	Fertility Rate (%)
400	95,0 ^A
500	84,6 ^B

Semen Donor	Fertility Rate (%)
A	83,3 ^A
B	95,3 ^B

Storage Time (days)	Fertility Rate (%)
-3	85,7 ^A
-2	100 ^B
-1	100 ^B
0	72 ^C

Semen donor	Fertility Rate with -3 Days Storage (%)
A	77,8 ^A
B	91,7 ^B

Conclusion

- FGA treatment ovarian activity should be stimulated with only 400 IU of eCG;
- Semen collected 3 days before AI should not be used to artificially inseminate CGB ewes.

Acknowledgments

IFSULDEMINAS and Bragança Polytechnic University.